


# Accepted Manuscript

Iranian agriculture advisors' perception and intention toward biofuel: green way toward energy security, rural development and climate change mitigation

Jafar Yaghoubi, Masoud Yazdanpanah, Nadejda Komendantova



PII: S0960-1481(18)30733-X  
DOI: 10.1016/j.renene.2018.06.081  
Reference: RENE 10237  
To appear in: *Renewable Energy*  
Received Date: 31 October 2017  
Accepted Date: 20 June 2018

Please cite this article as: Jafar Yaghoubi, Masoud Yazdanpanah, Nadejda Komendantova, Iranian agriculture advisors' perception and intention toward biofuel: green way toward energy security, rural development and climate change mitigation, *Renewable Energy* (2018), doi: 10.1016/j.renene.2018.06.081

This is a PDF file of an unedited manuscript that has been accepted for publication. As a service to our customers we are providing this early version of the manuscript. The manuscript will undergo copyediting, typesetting, and review of the resulting proof before it is published in its final form. Please note that during the production process errors may be discovered which could affect the content, and all legal disclaimers that apply to the journal pertain.

1  
2  
3  
4  
5  
6  
7  
8  
9  
10  
11  
12  
13  
14  
15  
16  
17  
18  
19  
20  
21  
22  
23  
24  
25  
26  
27  
28  
29  
30  
31  
32  
33

# Iranian agriculture advisors' perception and intention toward biofuel: green way toward energy security, rural development and climate change mitigation

## **Jafar Yaghoubi (Corresponding Author)**

Department of Agricultural Extension, Communication and Rural Development, University of Zanjan, Zanjan, Iran  
Email: [Yaghoubi@znu.ac.ir](mailto:Yaghoubi@znu.ac.ir), [jafar230@yahoo.com](mailto:jafar230@yahoo.com). Tel: 00989125410054

## **Masoud Yazdanpanah**

Ramin Agriculture and Natural Resources University, Mollasani, Ahwaz, Iran.

## **Nadejda Komendantova**

Risk, Policy and Vulnerability Program, International Institute for Applied Systems Analysis (IIASA)  
Laxenburg, Laxenburg, Austria  
Institute for Environmental Decisions (ETH) Zurich, Zurich, Switzerland

## Abstract

Agricultural professionals play an important role in informing and educating farmers about biofuel through teaching or extension work. One of the questions commonly asked is if they are knowledgeable and possess positive attitude towards renewable energy sources. The aim of this article is to investigate Agricultural professionals' attitude and willingness towards biofuel using a random sample of professionals (n =180) in a survey conducted in Zanjan province in Iran. Structural equation modeling showed that "Outcome efficacy", "problem perception" and "perceived benefits" can significantly predict just about 38% variance of Agricultural professionals' personal norm. In turn, personal norm can predict 35% variance of Agricultural professionals' willingness. The findings yield public policy recommendations for stimulating biofuel extension and deployment among Agricultural professionals.

**Key words:** Perception, biofuel, climate change, rural development, renewable energy.

## **1. Introduction**

34 Mankind faces a great paradox regarding energy usage. On the one hand, energy is an important  
35 component of modern life, it is also essential for growth and development. Also, progress in  
36 socio-economic development depends on energy use (Behera & Ali, 2017; Keramitsoglou,  
37 2016). Nowadays, fossil fuel is still enormously important for growth in all part of economic  
38 sectors including manufacturing industry, tourism, transport and agriculture (Mehdi and Slim,  
39 2017). Indeed, about 86% of the world energy demand is currently being provided by the mix of  
40 fossil fuel such as oil, gas and coal (Abas et al., 2015). On the other hand, current consumption  
41 of fossil fuel leads to environmental problems such as climate change and air pollution connected  
42 with the greenhouse gas (GHG) emission or negative impacts on people, plants and animals (Al  
43 Makky et al., 2017; Panwar et al., 2011). Approximately 80% of greenhouse gases (GHG)  
44 emission come from production and consumption of energy (Omer, 2008) and fossil fuel  
45 contribute to about 90% of total global CO<sub>2</sub> emission in 2011 (Olivier et al., 2012).

46 Recognizing the need for energy transition, many countries, including developed, developing and  
47 transition economies, settled ambitious targets to develop alternative energy sources. These  
48 targets will allow achievement of energy security targets as well as to reduce pressure on  
49 environment and to reach targets of climate change mitigation (Hammami & Triki, 2016;  
50 Hossain et al., 2017; Mobtaker et al., 2016; Moosavian et al., 2013). Renewable energy sources  
51 will be alternative to fossil fuel energy sources which will enable the satisfaction of growing  
52 energy demand without greenhouse gas emission (Bakhtiyari et al., 2017). Therefore, during the  
53 last two decades, many countries are increasingly focusing on deployment of renewable energy  
54 sources (Hossain et al., 2017).

55 Biofuel is one of the most available and abundant renewable energy sources, which also has a  
56 limited impact on the environment (Taghizadeh-Alisaraei et al., 2017). This source has the  
57 potential to satisfy growing energy demand which includes demand for electricity and for liquid  
58 fuel. It can also contribute to agricultural and rural development as well as to economic growth  
59 (Skipper et al., 2009). Biofuel has both advantages and disadvantages (Kleinschmidt, 2007).  
60 However, their further discussion is beyond the scope of this paper. In this paper, we provide  
61 only a brief description of factors which might be important for perceptions of stakeholders. For  
62 instance, biofuel could play a role in economic growth and revitalization of rural areas. They can  
63 contribute to meeting the rural development goals such as poverty eradication and food security

64 (Ajanovic, 2011; Groom et al. 2008; Schoneveld et al. 2011; Zapata et al. 2010; Nazari  
65 Nooghabi et al., 2017); enhance local agriculture (Groom et al. 2008), create new investment,  
66 create job opportunities (Kleinschmidt, 2007), cause less pollution and greenhouse gas emission  
67 (Goldemberg 2007). It is “climate-neutral” (Reijnders 2006), enhances soil and water quality  
68 (Laird, 2008; De Gorter & Just, 2010; Van de Velde et al., 2010) and increases energy  
69 independence both locally and internationally. In response to these potential advantages, several  
70 countries (Bakhtiyari et al., 2017) designed energy security and climate change mitigation policy  
71 to replace a significant share of fossil fuel.

## 72 **2. Background**

73 Currently, biofuel is providing over 11.5% of the world's energy demand (Taghizadeh-Alisaraei  
74 et al., 2017). Iran is a rich country for biofuel sources (Hamzeh et al., 2011; Tofigh & Abedian,  
75 2016). In other words, climate and terrain diversity in Iran are the basic factors for the  
76 cultivation of various energy crops appropriate for biodiesel production (Hosseini et al., 2013).  
77 Agricultural remains, animal waste and municipal solid waste (MSW) can be applied as the  
78 major sources of bioenergy in Iran including Zanzan province. In addition, vast amounts of crops  
79 can be the major source of bioethanol and biodiesel production in Iran (Hosseini et al., 2013). The  
80 future scenario for biofuel in Iran is aimed to reach around 10MWpower (Ghorashi & Rahimi,  
81 2011). In the context of biomass, feasibility studies on biogas production in Saveh city (600 kW  
82 power), Mashhad biomass power plant (650 kW) and Shiraz biomass power plant (1060 kW)  
83 have been made and it is expected that the construction and operation of these plants will start  
84 soon (Fadai et al., 2011).

85 The process of biofuel production involves several stakeholders including government and  
86 policy makers, farmers, agricultural researchers, advisors and consumers. All of these  
87 stakeholders play important roles in developing and extending technological innovations  
88 connected with biofuel deployment. However, existing evidence still shows low level of  
89 awareness among farmers (Bakhtiyari et al., 2017) and energy consumers (Yazdanpanah et al.,  
90 2015 ab) in Iran. Considering this situation, other parties can play a pivotal role for developing  
91 these innovations. Meanwhile, agricultural advisors have an important role and can potentially  
92 have a great impact on deployment of biofuel.

93

94 Extensive literature exists on importance of agricultural experts for the deployment of  
95 innovations as they can close the gap between farmers in developed and developing countries to  
96 highlight the importance of their perception regarding innovations. For example, Wheeler (2008)  
97 point out that agricultural agents are important source of information to farmers and they help  
98 farmers to adapt to an innovation. Karppinen (2005) also argued that forestry professionals are  
99 among the most important promoters, advisors and educators that farmers trust and rely on as a  
100 viable source of information. Educational advisors act as gatekeepers (Bakhtiyari et al., 2017;  
101 Yazdanpanah et al., 2011) and can facilitate the process of adaptation of an innovation or hinder  
102 it. Gautam et al., (2013) argued that perceptions of educational advisors are important because  
103 they are shaped by their experience in the forestry sector and good knowledge about local  
104 situation, especially in the remote and rural areas.

105

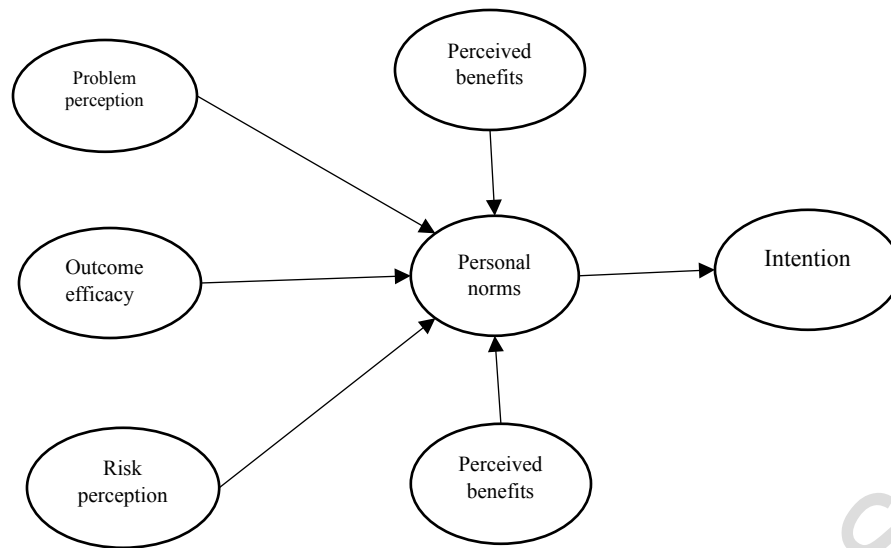
106 Taking the success of educational advisors in the forestry sector into consideration, the interest  
107 of these stakeholders is also growing in other areas. For instance, there has been a considerable  
108 volume of work, looking at the role of educational advisors for the deployment of renewable  
109 energy in general, and biofuel in particular. This literature emphasizes the need to understand  
110 social acceptance of the renewable energy sources. Liarakou et al., (2009) argued that success of  
111 development of renewable sources depends on social acceptance which in turn depends on  
112 communication strategies and the reliable sources of information, among other factors.  
113 Education plays a crucial role in raising the level of acceptance and can be a catalyst for the  
114 development of renewable sources. Therefore, agricultural professionals as educators of  
115 renewable energy sources might have significant influence on social acceptance (Liarakou et al.,  
116 2009). Furthermore, Gautam et al. (2013) acknowledged that collecting and understanding the  
117 professionals' views and perceptions can become a valuable data source for planning effective  
118 and efficient bioenergy policies.

119

120 In light of existing literatures about the role of educational advisors and agricultural  
121 professionals, this paper investigates a hypothesis that agricultural professionals play an  
122 important role in informing and educating farmers on biofuel through teaching or extension work  
123 (See Yazdanpanah & Feyzabad, 2017). But a question is if they are knowledgeable and have  
124 positive attitude towards renewable energy sources. Another question is; if their indispensable

125 knowledge and values can be properly incorporated into the learning process by providing  
126 farmers with appropriate capabilities for involvement into decision-making processes. Therefore,  
127 perception and intention of agricultural professionals concerning biofuel need to be understood.

128  
129 This topic is a concrete research work, which has little or no work done on it in the past. For  
130 instance, there is an extensive study about perceptions of different groups of stakeholders such as  
131 lay people, students, consumers and foresters on biofuel (Qu et al., 2011; Cacciatore et al., 2012;  
132 Gautam et al., 2013; Skipper et al., 2009). But to our knowledge, no research has been conducted  
133 about perceptions of agricultural advisors and intentions towards biofuel. Also, the topic of  
134 renewable energy in Iran, until recently, deserves little attention. Considering the existing  
135 renewable energy potentials in Iran, it is really surprising how little was written in peer-reviewed  
136 science about possibilities for deployment of renewable energy in Iran and the role of human  
137 factors such as perceptions. Some evidence on possibilities of renewable energy in Iran exists  
138 but only from technical view point; by estimating physical potentials (Saeidi et al., 2011) or from  
139 economic view point; by estimating economic potentials of the renewable energy generation  
140 (Mostafaeipour et al., 2014). The question about social acceptance of biofuel in Iran has received  
141 little attention until now. The aim of this study is to provide empirical data about personal norm  
142 and intentions of Iranian agricultural advisors toward biofuel. Such data can further inform the  
143 process of improvement of public policy measures with the aim to increase biofuel adoption and  
144 production among the Iranian farmers. This research is based on behavioral theory to deliver  
145 theoretically concrete, quantitative, standardized and repeatable data (Beedell & Rehman, 1999;  
146 Wauters et al., 2010), which could be used by policy-makers in formulation of policies towards  
147 biofuel consumption. The center of this research is the behavioral model, which was introduced  
148 by Huijts et al., (2012). The model includes non-related factors which influence the intention to  
149 accept a policy intervention. In total, as figure 1 indicates, personal norm has an effect on  
150 intention. In turn, personal norm is jointly determined by “perceived cost”, “perceived benefits”,  
151 “perceived risk”, “perceived outcome efficacy” and “perceived problems”.



152

153

Fig 1: theoretical framework

154

### 155 3. Methodology

156 The methodology of this research is based on the cross-sectional survey which was conducted  
 157 among agricultural advisors in the Zanjan province, located in the Western Iran. A total of 180  
 158 agricultural advisors participated in the survey, which took place in August 2017. All  
 159 respondents were granted anonymity and confidentiality. They also had a choice to decline  
 160 participation in the survey or to refuse answering any question which seemed to be too sensitive  
 161 or to which they felt uncomfortable. It is important to note that based on the population of  
 162 advisor (N= 337) and the Table of sampling (Krejcie and Morgan, 1970), our study sample  
 163 consisted of 180 advisors. The experts' age ranged from 23 to 52 years, with a mean of 37.90  
 164 and SD of 8.60. Females accounted for 37.78 % (68) and males for 60.56 % (109) and 1.66 % (3)  
 165 persons did not answer.

166 The survey was based on the structured questionnaire, which was developed after in-depth  
 167 literature review (see Yazdanpanah et al., 2014a). The questionnaires were returned to the  
 168 researchers directly after completion without the use of intermediaries. All questionnaires were  
 169 checked to make sure that responses were complete. The questionnaire included variables  
 170 emphasized in the behavioral model such as "perceived benefits", "perceived problems",

171 “perceived outcome efficacy”, “perceived risks” and “perceived costs”. Further on, these  
 172 variables formed “personal norms” and “behavioral intentions”.

173 Based on methodological recommendations of Ajzen's (1985), scales containing multiple items  
 174 were developed to measure each of the variables. The respondents were asked to indicate the  
 175 extent to which they agreed or disagreed with the statements presented to measure each variable  
 176 according to the 5-point Likert scale (from very low=1 to very high=5). This scale was used to  
 177 reduce the statistical problem of extreme skewness (Fornell, 1992). It is essential to note that for  
 178 assessing research' variables, we used items that strongly follow the measurement of the  
 179 constructs used in past studies on biofuel, renewable and other related domains.

180 Table 1 shows some examples of the survey statements contained in the questionnaire. The  
 181 validity of the questionnaire was subsequently approved by a panel of experts. Furthermore, the  
 182 Cronbach alpha reliability coefficients for all scales indicated a reliability of -excellent, generally  
 183 0.78 to 0.92(Table 1). As Table 1 shows the  $\alpha$  coefficient of our study.

184 Table 1: Survey questions and reliability coefficients

<i>Risk perception (<math>\alpha=0.78</math>)</i>		<i>references</i>
1	I think expansion of biofuels is associated with investment risks	(Bakhtiyari et al., 2017)
2	I think expansion of biofuels is associated with social risks	
3	I think expansion of biofuels is associated with environmental risks	
4	I think expansion of biofuels is associated with cost risks	
<i>Perceived costs (<math>\alpha=0.89</math>)</i>		
1	There are insufficient water resources for biofuel production in Iran.	(Bakhtiyari et al., 2017)
2	Biofuels will have negative environmental impacts	
3	Biofuel production will threaten plants and wildlife	
4	Biofuel production will lead to an increase in the price of food	
5	Biofuels will increase fuel costs	
6	Growing biofuel plants will reduce the quality of life in local communities	
7	Recent increases in biofuel production have contributed to world hunger	
8	Developing biofuels takes resources away from other renewable energy solutions, such as wind and solar	
9	Government mandates to use more biofuels put unfair restrictions on Iranian industry	
<i>Personal norms (<math>\alpha=0.91</math>)</i>		
1	I feel I should do something positive for biofuels	(Yazdanpanah et al.,2014ab; 2015b; 2016 ); Yazdanpanah and Forouzani, 2015
2	I feel an obligation to expanding biofuels	
3	If I expanding biofuels, it makes me feel like a better person	
4	If I expanding biofuels, I feel as if I am making a personal contribution to something better	
<i>Perceived benefits (<math>\alpha=0.92</math>)</i>		
1	Increasing the share of biofuels can reduce CO2 emissions.	(Bakhtiyari et al.,
2	Biofuel production will create more jobs	



3	Developing domestic biofuels will help strengthen the Iranian economy	2017; Yazdanpanah et al., 2015 a, b, c )	
4	Developing biofuels will help rural development		
5	Biofuels will enable us to turn agricultural waste into energy		
6	Biofuels can generate additional income for rural people in Iran		
7	Biofuels will enable us to turn agricultural waste into energy		
8	Use of biofuels can make local people in Iran self-reliant in energy terms in Iran		
9	By investing in biofuels, the Iranian government can join international efforts against global warming		
10	Increasing the share of biofuels can reduce CO <sub>2</sub> emissions		
11	Developing domestic biofuels will help strengthen the Iranian economy		
12	The development of biofuels can reduce Iran's reliance on exported oil		
<i>Outcome efficacy (<math>\alpha=0.85</math>)</i>			
1	It is pointless to use biofuel to prevent the climate change impacts		Steg & Groot, 2010
2	Expanding biofuel to prevent the environment problem will be a waste of time and not be effective		
3	I think I can contribute to the extension of biofuel		
4	I believe that I am co-responsible for the reduction of fossil fuel used in agriculture		
5	I think it is effective to educate farmers to aware about biofuel		
<i>Problem perception (<math>\alpha=0.84</math>)</i>			
1	I worry about economic problems caused by use of fossil fuel	Steg & Groot, 2010; Onwezen et al., 2013	
2	I think reliance on fossil fuel is a serious problem		
3	I think fossil fuels will be phased out soon		
4	Problem rise by use of fossil fuel is not a serious problem (reverse coded)		
5	Climate change due of fossil fuel seriously harms the farmers' well beings		
6	Fossil fuel use is an important cause of environmental problems such as climate change and air pollution		
<i>Intention (<math>\alpha=0.92</math>)</i>			
1	I intend to engage in expanding biofuels activities	(Bakhtiyari et al., 2017; Yazdanpanah et al., 2011; 2015a, d)	
2	Do you think you will engage in expanding biofuels activities in the future?		
3	I intend to encourage other advisor to engage in expanding biofuels activities		
4	As an expert, I would like to be involved in conducting research and extension activities on biofuels		
5	If biofuel are safer than fossil fuels, I will buy them		
6	I would be happy to educate and encourage farmers to gain more knowledge about biofuels		
7	Supporting the development of biofuels is justified		
8	I would like to drive a car in the future that runs on biofuel		
9	I would like to visit a biofuel plant in my region		

185

#### 186 4. Results

187 The Pearson correlation test was used to investigate the relationship between all variables (Table  
 188 2). The results revealed a significant relationship between "intention towards biofuel" and other  
 189 variables, including "outcome efficacy", "problem perception", "perceived benefits", "risk  
 190 perception" and "personal norms". The "perceived costs" were not significantly correlated with  
 191 willingness to use biofuels and personal norm (Table 2). Although we expected that "perceived  
 192 cost" has a negative relationship with intention and "personal norm", the result however revealed  
 193 that there is no significant relationship between them. This may be attributed to the rise of fossil

194 fuel prices in Iran as the increasing fossil fuel pricing policies are implemented directly by the  
 195 government through a targeted subsidies plan in Iran.

196

Table 2. The Pearson correlation test between all variables.

Variables	Outcome efficacy	Problem perception	Perceived benefits	Risk perception	Perceived costs	Personal norms	Intention
Outcome efficacy	1						
Problem perception	0.486** (0.0001)	1					
Perceived benefits	0.410** (0.0001)	0.417** (0.0001)	1				
Risk perception	0.169* (0.023)	0.384** (0.0001)	0.438** (0.0001)	1			
Perceived Costs	0.037 (0.627)	-0.013 (0.860)	0.144 (0.055)	0.257** (0.0001)	1		
Personal Norms	0.433** (0.0001)	0.406** (0.0001)	0.490** (0.0001)	0.263** (0.0001)	0.057 (0.450)	1	
Intention	0.350** (0.0001)	0.363** (0.0001)	0.490** (0.0001)	0.263** (0.0001)	0.097 (0.198)	0.595** (0.0001)	1

\* $p < 0.05$ .

\*\* $p < 0.01$ .

197 The data analysis to test the hypotheses was carried out by means of structural equation  
 198 modelling (SEM) using AMOS 20. The willingness to use was determine by personal norm,  
 199 while personal norm was jointly determine by “outcome efficacy”, “problem perception”,  
 200 “perceived benefits”, “risk perception”, “perceived costs”, and “personal norms” as independent  
 201 variables and entered into the Structural equation modeling (SEM) (Figure 2). The test of the  
 202 SEM included an estimation of the model fit and the path coefficients. Using the maximum  
 203 likelihood method, the model gives the following estimates:

204 i) The measurement model should demonstrate robustness for the empirical data and meet  
 205 the requirements of certain indexes; for example; chi-square normalized by degrees of freedom  
 206 ( $\lambda/df$ ) should be less than five (Bentler, 1989). In our study, it was 2.66.

207 ii) The comparative fit index (CFI) should exceed 0.9. Here, it was 0.94.

208 iii) The root mean square error (RMSEA) should be less than 0.10 (Henry & Stone, 1994). In  
 209 our study, it was 0.076. This suggests an adequate model fit for the empirical data.

210 In summary, the indices show that the model, which is a representation of the framework, can be  
 211 accepted from an empirical point of view as being robust (for more details, see Hu & Bentler,  
 212 1999; Kaiser & Scheuthle, 2003). In the next step, study framework was tested consecutively.

213 The results of the SEM revealed that the (standardized) path coefficients indicated the strength of  
 214 the relationships between the variables. The separation of direct and indirect causal effects of the  
 215 components can be found in the Figure 2, as well as in the Table 3.

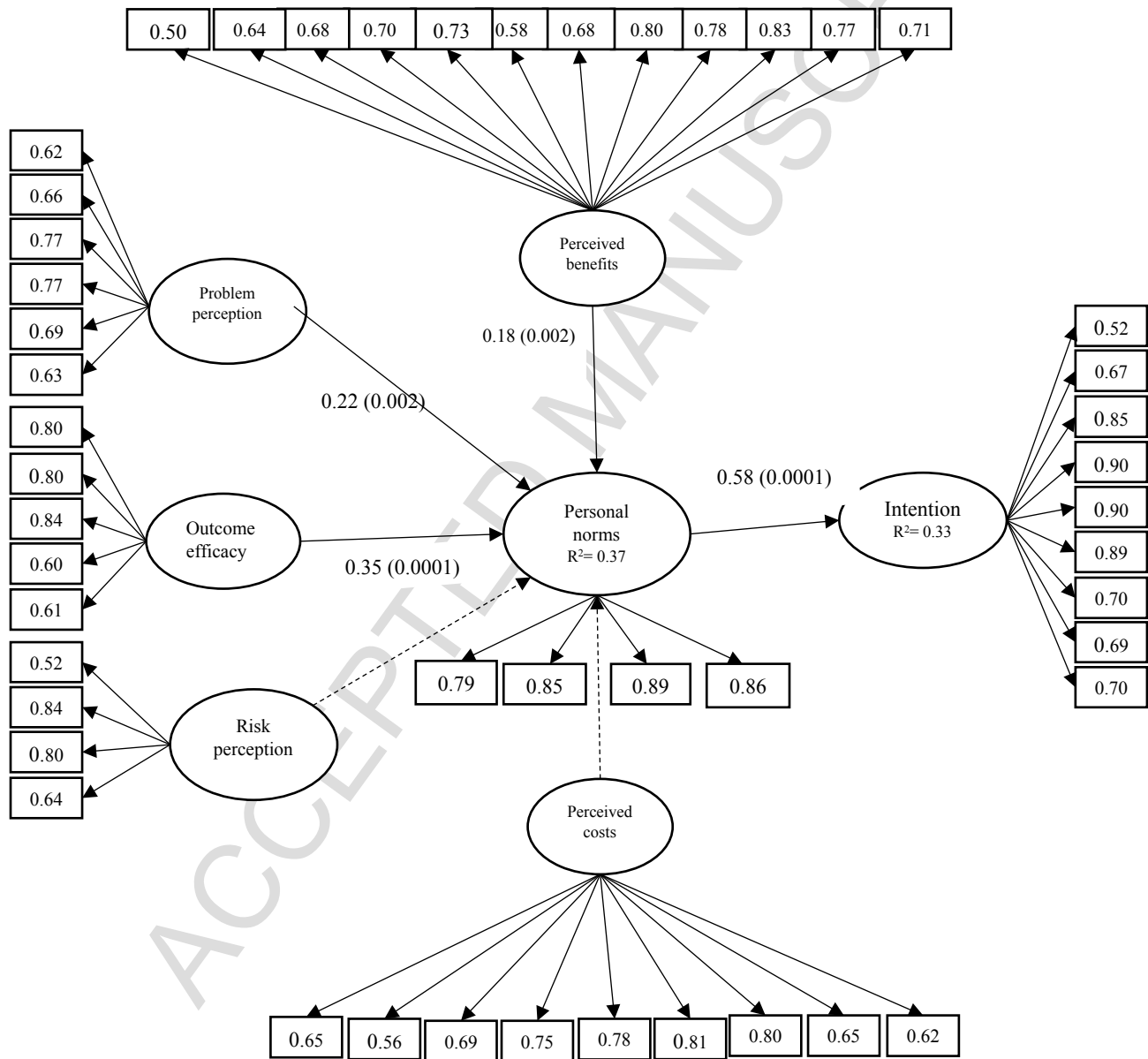
216 Regarding the direct and indirect effects (table 3), the following observations can be made. Path  
 217 relationships revealed that the “outcome efficacy”, “problem perception”, “perceived benefits”,  
 218 are significant predictors of the “personal norm”. These variables predicted about 38% of the  
 219 variance in professionals’ personal norm. “Personal norm”, in turn, significantly predict  
 220 willingness toward biofuel. This variable predicted about 35% of the variance in professionals’  
 221 willingness. As it can be seen in table 2 and fig 2, “Outcome efficacy” appear to contribute most  
 222 to the model ( $\beta = 0.35$ ,  $p < 0.0001$ ), followed by “perceived benefits” ( $\beta = 0.21$ ,  $p < 0.0001$ ) and  
 223 “problem perception” ( $\beta = 0.20$ ,  $p < 0.005$ ). Paths from other variables to “personal norm” were  
 224 not significant. Regarding indirect effect, SEM analysis revealed that “perceived benefits”  
 225 (0.158) and “problem perception” (0.246) have indirect effect on willingness through “personal  
 226 norm”. In general, the fit statistics support the criterion validity and explanatory power of the  
 227 model.

228 Table 3: Variable effects of study framework

	Problem perception	Outcome efficacy	Perceived benefits	Perceived costs	Perceived risk	Personal norms
Standardized direct Effects						
Personal norms	0.196	0.347	0.211	0.021	-0.114	—
intention	—	—	—	—	—	0.595
Standardized Indirect Effects						
intention	0.246	-0.052	0.158	0.017	0.150	—
Standardized Total Effects						
Personal norms	0.196	0.347	0.211	0.021	-0.114	—

intention	0.117	0.207	0.126	0.012	-0.068	0.595
-----------	-------	-------	-------	-------	--------	-------

229  
230  
231  
232  
233



234  
235

Fig 2: the SEM analysis

236

237

## 238 5. Discussion

239 The goal of this research is to investigate “personal norms” and intention of agricultural  
240 professionals toward the use of biofuels in Zanjan province, Iran. To our knowledge, until now  
241 only limited studies applied psychological model to examine individual readiness to use  
242 renewable energy in Iran (Yazdanpanah et al. 2015c). The findings of this paper thus contributes  
243 to a growing body of literature, which previously used psychological model to study  
244 environmental issues (see, Huijts et al., 2012).

245 Our results discovered that the model can predict 35% of the variance in the willingness of  
246 agricultural professionals toward the use of renewable energy and 38% of the variance in the  
247 professional ‘personal norm’ toward the use of renewable energy. “Intention” was positively  
248 influenced by personal (moral) norm. In turn, personal norm was determined by perceived  
249 benefit, problem perception and outcome efficacy.

250 These findings showed that the model was fairly good at explaining willingness and personal  
251 norm. The explained variance of the model is comparable to the variance explained by the theory  
252 of planned behavior (TPB), the theory of reasoned action (TRA) (Ajzen, 1991), health belief  
253 model (HBM) (Janz and Becker, 1984) and social cognitive model (SCM) (Bandura, 1986). In a  
254 meta-analysis, Armitage and Conner (2001) found that the average explained variance of  
255 intention using these two theories was about 39%. However, the explained variance is observed  
256 to be similar to that in TRA/TPB models.

257 Personal norm is the predictor of intention. It refers to the individual perception about what is  
258 right or wrong (in terms of action) (Simsekoglu & Lajunen, 2008). Personal norms are internal  
259 moral rules or values motivated by anticipated self-administered rewards or punishments (Arvola  
260 et al., 2009). When experts realizes that the use of fossil fuel pose threats to other people,  
261 species of plants and animals, or the biosphere at large, and that actions they initiate could avert  
262 those consequences they will result to use biofuel which has minimal consequences. The existing  
263 studies (Arvola et al., 2008; Bissonnette and Contento, 2001; Kaiser, 2006) provided important

264 results which are consistent with those found in this study and which imply that personal norm  
265 has a significant contribution to intention.

266 According to the finding which showed that personal norm significantly predicts intention, this  
267 study suggests that the more a person feels his/her behavior is a personal norm to use biofuel the  
268 greater his/her intention to use biofuel. Our study shows that in the field of biofuel, it may be  
269 helpful to think positive, self-rewarding feelings in order to encourage individual to use it.

270 Outcome efficacy was the most predicting factor of personal norm. This variable is one of the  
271 key factors in the norm activation model and the value belief norm theory. It refers to one's  
272 evaluation of the perceived effectiveness of participating in a recommended behavior for  
273 preventing a threat. Or, it can be defined as the belief that a recommended coping response will  
274 be effective in protecting themselves or others from a threat and the anticipated effectiveness of  
275 the action in reducing the threat (Bandura, 1977). Outcome efficacy relates to the efficacy of an  
276 adaptive response to reduce or avoid the existing risks (Floyd et al., 2000; Milne et al., 2000). In  
277 the context of this research, it refers to the efficacy of biofuel application to diminish the  
278 negative consequences of fossil fuel. Our finding is consistent and confirmed with past studies.  
279 For example, Cass et al. (2010) found that expectations and positive evaluation of benefits from  
280 renewable energy sources is the main determinant of support for renewable energy sources  
281 developments.

282  
283 Perceived benefit is the other effective predicting factor of personal norm. It refers to an  
284 individual's belief in relative effectiveness of an action to reduce a disease threat (Ng et al.,  
285 2009). In this study, it refers to a professional's belief about the perceived effectiveness of  
286 biofuel for her/his own health, benefits for society (socially and economically) and for protection  
287 of the environment. This result may be explained by the energy consumption decisions,  
288 environmental problems and global warming which are associated with each other. This has led  
289 to recurrent drought and recent warming in Iran (Hayati et al., 2010; Yazdanpanah et al.,  
290 2013a,c; Zobeidi et al., 2016; Raeisi et al., 2018; Azadi et al., 2018) and taking into  
291 consideration the need to pay attention to environmental variables in decisions regarding energy  
292 use.

293 In other words, stakeholders are interested in the environmental issues and are more willing to  
294 use renewable energy because they think that renewable energy is safer and cleaner for society,  
295 environment and future generations than conventional sources. Therefore, higher perceived  
296 benefits are likely to lead to greater personal norm toward use of biofuel. This finding is correct  
297 for agricultural expert, because recently due to different social, environmental and economical  
298 crisis in Iran (global warming, high level of fossil fuels and other resources consumption, severe  
299 drought and water shortage) (See Yazdanpanah et al., 2013 b,d) the awareness of people  
300 generally and expert particularly regarding alternative energy options increased. Problem  
301 perception is another predictor of professionals' personal norm. In our study, problem perception  
302 refers to the significance of the different problems related with the use of fossil fuel, such as  
303 global warming, energy dependency and its effects on health of citizens. From the perspective of  
304 agricultural professionals the problems related with fossil fuel creates a serious threat to their  
305 environment, society and themselves.

306 Our results also revealed the important role of outcome efficacy, perceived benefits and problem  
307 perception, on personal norm toward biofuel. As the outcome efficacy was the strongest  
308 predictor of intention, government agencies and environmental organizations should aim at  
309 increasing knowledge about the economic and environmental benefits of biofuels with fossil  
310 fuels harms. The perceived benefits of biofuel were the second strongest predictor of personal  
311 norm along with Problem perception. Policy programs must focus on educating professionals  
312 about the harm of fossil fuels and emphasize the benefits of biofuel, as a result, professionals  
313 recognize the need for renovation toward biofuel and their own responsibilities in the change  
314 process. Furthermore, policy programs must be carried out to teach professionals on the  
315 advantages of biofuel for the community, economic and environment.

## 316 **5. Conclusion**

317 Our study has two main goals. The first and foremost goal is to illustrate factors that determine the  
318 intentions of agricultural professionals towards biofuels while the second goal is to analyze the efficacy of  
319 the theoretical framework. Our result revealed that main elements of the NAM and TPB such as personal  
320 norm, attitude and PBC are the determinants of professionals' intention toward biofuel use. Based on this,  
321 personal norm was observed to be the greatest predicting factor of intention. Furthermore, a perceived  
322 benefit of biofuel is an important predicting factor of attitude and MN and it has positive effect. OE is

323 another important predicting factor of attitude and MN respectively. It is important to note that OE has  
324 negative effect in result the result obtained. But PP has no significant effect on attitude and MN  
325 respectively. Concerning the second goal, the explained variance in the framework of intention to use  
326 biofuel was basically high due to the mixing of the TPB variables and NAM variable with the additional  
327 variables such as PA, PB and OE. Finally based on our finding we can suggest that the ability of the  
328 model to predict behaviors in the pro-environmental domain in a country is appropriate however.

#### 329 References:

- 330 Abas, N., Kalair, A., & Khan, N. (2015). Review of fossil fuels and future energy technologies.  
331 *Futures*, 69, 31-49.
- 332 Ajanovic A. (2011). Biofuels versus food production: does biofuels production increase food  
333 prices? *Energy*; 36(4):2070–6.
- 334 Ajzen, I. (1985). *From intentions to actions: A theory of planned behavior*. Springer.
- 335 Ajzen, I. (1991). The theory of planned behaviour. *Organizational Behaviour and Human*  
336 *Decision Processes*, 50: 179–211.
- 337 Al Makky, A., Alaswad, A., Gibson, D., & Olabi, A. G. (2017). Renewable energy scenario and  
338 environmental aspects of soil emission measurements. *Renewable and Sustainable Energy*  
339 *Reviews*, 68, 1157-1173.
- 340 Armitage, C. J., & Conner, M. (2001). Efficacy of the theory of planned behavior: A meta-  
341 analytic review. *British journal of social psychology*, 40(4), 471–499.
- 342 Arvola, A. M., Vassallo, M., Dean, P., Lampila, A., Lahteenmaki, S. A., & Shepherd, R. (2008).  
343 Predicting intentions to purchase organic food: The role of affective and moral attitudes in the  
344 Theory of Planned Behaviour. *Appetite*, 50, 443–454.
- 345 Azadi, Y., Yazdanpanah, M., Forouzani, M., & Mahmoudi, H. (impress). Farmers' adaptation  
346 choices to climate change: A case study of wheat growers in Western Iran. *Journal of Water and Climate*  
347 *Change*
- 348 Bakhtiyari, Z., Yazdanpanah, M., Forouzani, M., & Kazemi, N. (2017). Intention of agricultural  
349 professionals toward biofuels in Iran: Implications for energy security, society, and policy.  
350 *Renewable and Sustainable Energy Reviews*, 69, 341-349.
- 351 Bandura, A. (1977). Self-efficacy: Toward a unifying theory of behavioral change. *Psychological*  
352 *Review*, 84, 191–215.



- 353 Bandura, A. 1986. *Social Foundations of Thought and Action: a Social Cognitive Theory*.  
354 Englewood Cliffs, NJ: Prentice-Hall
- 355 Beedell, J., Rehman, T., (1999). Using social-psychology models to understand farmers'  
356 conservation behaviour. *J. Rural Stud.* 16 (1), 117e127
- 357 Behera, B., & Ali, A. (2017). Factors determining household use of clean and renewable energy  
358 sources for lighting in Sub-Saharan Africa. *Renewable and Sustainable Energy Reviews*, 72,  
359 661-672.
- 360 Bentler, P. M. (1989). *EQS structural equations program manual*. Los Angeles: BMDP Statistical  
361 Software
- 362 Bissonnette, M.M., Contento, L.R., (2001). Adolescents' perspectives and food choice behaviors  
363 in terms of the environmental impacts of food production practices: application of a psychosocial  
364 Model. *J. Nutr. Educ.* 33 (2), 72e82.
- 365 Cacciatore MA, Binder AR, Scheufele DA, ShawBR.(2012). Public attitudes toward biofuels:  
366 effects of knowledge, political partisanship, and media use. *Polit Life Sci*; 31(1):36–1.
- 367 Cass, N., Walker, G., & Devine-Wright, P. (2010). Good neighbors, public relations and bribes:  
368 the politics and perceptions of community benefit provision in renewable energy development in  
369 the UK. *Journal of environmental policy & planning*, 12(3), 255-275.
- 370 De Gorter H, Just DR. (2010). The social costs and benefits of biofuels: the intersection of  
371 environmental, energy and agricultural policy. *Appl Econ Perspect Policy*; 32(1):4–32.
- 372 Fadai, D., Esfandabadi, Z. S., & Abbasi, A. (2011). Analyzing the causes of non-development of  
373 renewable energy-related industries in Iran. *Renewable and Sustainable Energy Reviews*, 15(6),  
374 2690-2695.
- 375 Floyd, D. L., Prentice-Dunn, S., and Rogers, R. W. (2000). A Meta-Analysis of Research on  
376 Protection Motivation Theory. *Journal of Applied Social Psychology* (30:2), pp. 407-429.
- 377 Fornell, C.,(1992). A national customer satisfaction barometer: the Swedish experience.*J. Mark.*  
378 56, 6e21.
- 379 Gautam, Y. B., Pelkonen, P., & Halder, P. (2013). Perceptions of bioenergy among Nepalese  
380 foresters—Survey results and policy implications. *Renewable energy*, 57, 533-538.  
381

- 382 Ghorashi, A. H., & Rahimi, A. (2011). Renewable and non-renewable energy status in Iran: Art  
383 of know-how and technology-gaps. *Renewable and Sustainable Energy Reviews*, 15(1), 729-736.  
384
- 385 Goldemberg J. (2007). Ethanol for a sustainable energy future. *Science*; 315 (5813): 808–10
- 386 Groom MJ, Gray EM, Townsend PA. (2008). Biofuels and biodiversity: principles for creating  
387 better policies for biofuel production. *Conserv Biol*; 22(3):602–9.
- 388 Hammami, S. M., & Triki, A. (2016). Identifying the determinants of community acceptance of  
389 renewable energy technologies: The case study of a wind energy project from Tunisia.  
390 *Renewable and Sustainable Energy Reviews*, 54, 151-160.
- 391 Hamzeh, Y., Ashori, A., Mirzaei, B., Abdulkhani, A., & Molaei, M. (2011). Current and  
392 potential capabilities of biomass for green energy in Iran. *Renewable and Sustainable Energy*  
393 *Reviews*, 15(9), 4934-4938.
- 394 Hayati, D., Yazdanpanah, M., Karbalaee, F., (2010). Coping with drought. *Psychol. Dev.Soc.* 22  
395 (2), 361-383.
- 396 Hossain, M. F., Hossain, S., & Uddin, M. J. (2017). Renewable energy: Prospects and trends in  
397 Bangladesh. *Renewable and Sustainable Energy Reviews*, 70, 44-49.
- 398 Hosseini, S. E., Andwari, A. M., Wahid, M. A., & Bagheri, G. (2013). A review on green energy  
399 potentials in Iran. *Renewable and Sustainable Energy Reviews*, 27, 533-545.
- 400 Henry, J. W., and Stone, R. W. (1994). A structural equation model of end-user satisfaction with  
401 a computer-based medical information systems. *Information Resources Management Journal*,  
402 7(3), 21–33.
- 403 Hu, L. and Bentler, P. M. (1999). Cutoff criteria for fit indexes in covariance structure analysis:  
404 Conventional criteria versus new alternatives. *Structural Equation Modeling*, 6(1), 1-55.
- 405 Huijts, N. M., Molin, E. J., & Steg, L. (2012). Psychological factors influencing sustainable  
406 energy technology acceptance: A review-based comprehensive framework. *Renewable and*  
407 *Sustainable Energy Reviews*, 16(1), 525-531.
- 408 Janz, N. K., & Becker, M. H. (1984). The Health Belief Model: A decade later. *Health Education*  
409 *Quarterly*, 11(1), 1–47.

- 410 Kaiser, F. G. (2006). A moral extension of the theory of planned behavior: Norms and  
411 anticipated feelings of regret in conservationism. *Personality and Individual Differences*, 41, 71–  
412 81.
- 413 Kaiser, F. G., & Scheuthle, H. (2003). Two challenges to a moral extension of the theory of  
414 planned behavior: Moral norms and just world beliefs in conservationism. *Personality and*  
415 *Individual Differences*, 35, 1033–1048.
- 416 Karppinen, H. (2005). Forest owners' choice of reforestation method: an application of the  
417 theory of planned behavior. *Forest Policy and Economics*, 7: 393– 409
- 418 Keramitsoglou, K. M. (2016). Exploring adolescents' knowledge, perceptions and attitudes  
419 towards Renewable Energy Sources: A colour choice approach. *Renewable and Sustainable*  
420 *Energy Reviews*, 59, 1159-1169.
- 421 Kleinschmidt, J. (2007). Biofueling rural development: making the case for linking biofuel  
422 production to rural revitalization.
- 423 Krejcie, R.V., Morgan, D.W., (1970). Determining sample size for research activities. *Educ.*  
424 *Psychol. Meas.* 30, 607–610.
- 425 Komendantova, N., Yazdanpanah, M., & Shafiei, R. (2018). Studying young people's views on  
426 deployment of renewable energy sources in Iran through the lenses of Social Cognitive Theory.  
427 *AIMS Energy*, 6(2), 216-228.
- 428 Laird DA. (2008). the charcoal vision: a win–win–win scenario for simultaneously producing  
429 bioenergy, permanently sequestering carbon, while improving soil and water quality. *Agron J*;  
430 100(1):178–81.
- 431 Liarakou G, Gavrilakis C, Flouri E. (2009). Secondary school teachers' knowledge and attitudes  
432 towards renewable energy sources. *JSci Educ Technol*; 18(2):120–9.
- 433 Mehdi, B. J., & Slim, B. Y. (2017). The role of renewable energy and agriculture in reducing CO  
434 2 emissions: Evidence for North Africa countries. *Ecological Indicators*, 74, 295-301.
- 435 Milne, S., Sheeran, P., and Orbell, S. (2000). Prediction and Intervention in Health-Related  
436 Behavior: A Meta-Analytic Review of Protection Motivation Theory. *Journal of Applied Social*  
437 *Psychology* (30:1), pp. 106-143.

- 438 Mobtaker, H. G., Ajabshirchi, Y., Ranjbar, S. F., & Matloobi, M. (2016). Solar energy  
439 conservation in greenhouse: Thermal analysis and experimental validation. *Renewable Energy*,  
440 96, 509-519.
- 441 Moosavian, S. M., Rahim, N. A., Selvaraj, J., & Solangi, K. H. (2013). Energy policy to promote  
442 photovoltaic generation. *Renewable and Sustainable Energy Reviews*, 25, 44-58.
- 443 Mostafaiepour A, Jadidi M, Mohammadi K, Sedaghat A. (2014). An analysis of wind energy  
444 potential and economic evaluation in Zahedan, Iran. *Renewable Sustainable Energy Rev*2014;  
445 30:641–50.
- 446 Nazari Nooghabi, S., Burkart, S., Mahmoudi, H., Taheri, F., Mahdavi Damghani, A.,  
447 Yazdanpanah, M., ... & Azadi, H. (2017). More food or better distribution? Reviewing food  
448 policy options in developing countries. *Food Reviews International*, 1-15.
- 449 Ng, B.-Y., Kankanhalli, A., & Xu, Y. (2009). Studying users' computer security behavior: A  
450 health belief perspective. *Decision Support Systems*, 46(4), 815–825.  
451 <http://dx.doi.org/10.1016/j.dss.2008.11.010>.
- 452 Olivier, J. G., Peters, J. A., & Janssens-Maenhout, G. (2012). Trends in global CO2 emissions  
453 2012 report.
- 454 Omer, A. M. (2008). Energy, environment and sustainable development. *Renewable and*  
455 *sustainable energy reviews*, 12(9), 2265-2300.
- 456 Onwezen, M.C., Antonides, G., & Bartels, J. (2013). The Norm Activation Model: An  
457 exploration of the functions of anticipated pride and guilt in pro-environmental behavior. *Journal*  
458 *of Economic Psychology*, 39, 141–153
- 459 Panwar, N. L., Kaushik, S. C., & Kothari, S. (2011). Role of renewable energy sources in  
460 environmental protection: a review. *Renewable and Sustainable Energy Reviews*, 15(3), 1513-  
461 1524.
- 462 Qu M, AhponenP, TahvanainenL, Gritten D, Mola-YudegoB, PelkonenP.(2011). Chinese  
463 university students' knowledge and attitudes regarding forest bio-energy. *Renewable Sustainable*  
464 *Energy Rev*; 15(8):3649–57.

- 465 Raeisi, A., Bijani, M., & Chizari, M. (2018). The mediating role of environmental emotions in  
466 transition from knowledge to sustainable use of groundwater resources in Iran's agriculture.  
467 *International Soil and Water Conservation Research*.
- 468
- 469 Reijnders L. (2006). Conditions for the sustainability of biomass based fuel use. *Energy Policy*;  
470 34(7):863–76.
- 471 Saeidi D, Mirhosseini M, Sedaghat A, Mostafaeipour A.(2011). Feasibility study of wind energy  
472 potential in two provinces of Iran: North and South Khorasan. *Renew Sustain Energy Rev*;  
473 15:3558–69.
- 474 Schoneveld GC, German LA, Nutakor E. (2011). Land-based investments for rural  
475 development? A grounded analysis of the local impacts of biofuel feedstock plantations in  
476 Ghana. *Ecol Soc*; 16(4):10.
- 477 Simsekoglu, o., & Lajunen, T. (2008). Social psychology of seat belt use: A comparison of  
478 theory of planned behavior and Health Belief Model. *Transportation Research Part F: Traffic*  
479 *Psychology and Behavior*, 11(3), 181–191. <http://dx.doi.org/10.1016/j.trf.2007.10.001>.
- 480 Skipper, D., Van de Velde, L., Popp, M., Vickery, G., Van Huylenbroeck, G., & Verbeke, W.  
481 (2009). Consumers' perceptions regarding tradeoffs between food and fuel expenditures: A case  
482 study of US and Belgian fuel users. *Biomass and bioenergy*, 33(6), 973-987.
- 483 Steg, L., & Groot, J. (2010). Explaining prosocial intentions: Testing causal relationships in the  
484 norm activation model. *British journal of social psychology*, 49(4), 725-743.
- 485 Taghizadeh-Alisaraei, A., Assar, H. A., Ghobadian, B., & Motevali, A. (2017). Potential of  
486 biofuel production from pistachio waste in Iran. *Renewable and Sustainable Energy Reviews*, 72,  
487 510-522.
- 488 Tofigh, A. A., & Abedian, M. (2016). Analysis of energy status in Iran for designing sustainable  
489 energy roadmap. *Renewable and Sustainable Energy Reviews*, 57, 1296-1306.
- 490 Van de Velde L, Verbeke W, Popp M, Van Huylenbroeck G. (2010). Trust and perception  
491 related to information about biofuels in Belgium. *Public Underst Sci*; 20(5):595–608.
- 492 Wauters E, Biielders C, Poesen J, Govers G, Mathijs E.(2010). Adoption of soil conservation  
493 practices in Belgium: an examination of the theory of planned behavior in the agri-environmental  
494 domain. *Land Use Policy*; 27 (1):86–94.

- 495 Wheeler, S.A. (2008). What influences agricultural professionals' views towards organic  
496 agriculture? *Ecol. Econ*, 65: 145–154.
- 497 Yazdanpanah, M., & Feyzabad, F. R. (2017). Investigating Iranian Farmers' Satisfaction with  
498 Agricultural Extension Programs Using the American Customer Satisfaction Index. *Journal of*  
499 *Agricultural & Food Information*, 18(2), 123-135.
- 500 Yazdanpanah, M., & Forouzani, M. (2015). Application of the Theory of Planned Behaviour to  
501 predict Iranian students' intention to purchase organic food. *Journal of Cleaner Production*, 107,  
502 342-352.
- 503 Yazdanpanah, M., Forouzani, M., Abdesahi, A., & Jafari, A. (2016). Investigating the effect of  
504 moral norm and self-identity on the intention toward water conservation among Iranian young  
505 adults. *Water Policy*, 18(1), 73-90.
- 506 Yazdanpanah, M., Forouzani, M., & Hojjati, M. (2015a). Willingness of Iranian young adults to  
507 eat organic foods: Application of the Health Belief Model. *Food quality and preference*, 41, 75-  
508 83.
- 509 Yazdanpanah, M., Hayati, D., Thompson, M., Zamani, G. H. & Monfared, N. (2014a). Policy  
510 and plural responsiveness: Taking constructive account of the ways in which Iranian farmers  
511 think about and behave in relation to water. *Journal of Hydrology* 514, 347–357.
- 512 Yazdanpanah, M., Hayati, D., Zamani, G.H., (2011). Investigating agricultural professionals'  
513 intentions and behaviors towards water conservation: using a modified theory of planned  
514 behaviour. *Environ. Sci.* 9 (1), 1-22.
- 515 Yazdanpanah, M., Hayati, D., Zamani, G. H. & Hochrainer-Stigler, S. (2014b). Understanding  
516 farmers' intention and behavior regarding water conservation in the Middle-East and North  
517 Africa: A case study in Iran. *Journal of Environmental Management*,  
518 doi:10.1016/j.jenvman.2014.01.016.
- 519 Yazdanpanah, M., Hayati, D., Zamani, G. H., Karbalaee, F., & Hochrainer-Stigler, S. (2013a).  
520 Water management from tradition to second modernity: an analysis of the water crisis in Iran.  
521 *Environment, development and sustainability*, 15(6), 1605-1621.  
522
- 523 Yazdanpanah, M., Komendantova, N., & Ardestani, R. S. (2015b). Governance of energy  
524 transition in Iran: Investigating public acceptance and willingness to use renewable energy

- 525 sources through socio-psychological model. *Renewable and Sustainable Energy Reviews*, 45,  
526 565-573.
- 527
- 528 Yazdanpanah, M., Komendantova, N., Shirazi, Z. N., & Linnerooth-Bayer, J. (2015c). Green or  
529 in between? Examining youth perceptions of renewable energy in Iran. *Energy Research &*  
530 *Social Science*, 8, 78-85.
- 531 Yazdanpanah, M., Monfared, N., Hochrainer-Stigler, S., (2013b). Inter-related effects due to  
532 droughts for rural populations: a qualitative field study for farmers in Iran. *Int. J. Mass Emergen.*  
533 *Disast. (IJMED)* 31 (2), 106-129.
- 534 Yazdanpanah, M., Rahimi Feyzabad, F., Forouzani, M., Mohammadzadeh, S. & Burton, R. J. F.  
535 (2015d). Predicting farmers' water conservation goals and behavior in Iran: A test of social  
536 cognitive theory. *Land Use Policy* 47, 401-407.
- 537
- 538 Yazdanpanah, M., Thompson, M., Hayati, D., & Zamani, G. H. (2013c). A new enemy at the  
539 gate: Tackling Iran's water super-crisis by way of a transition from government to governance.  
540 *Progress in Development Studies*, 13(3), 177-194.
- 541
- 542 Yazdanpanah, M., Zamani, G. H., Hochrainer-Stigler, S., Monfared, N., & Yaghoubi, J. (2013d).  
543 Measuring satisfaction of crop insurance a modified American customer satisfaction model  
544 approach applied to Iranian Farmers. *International Journal of Disaster Risk Reduction*, 5, 19-27.  
545
- 546 Zapata C, Vazquez-Brust D, Plaza-Úbeda J, (2010). Productive inclusion of smallholder farmers  
547 in Brazil's biodiesel value chain: Programmed design, institutional incentives and stakeholder  
548 constraints (No. 73). Working Paper, International Policy Centre for Inclusive Growth.
- 549
- 550 Zobeidi, T., Yazdanpanah, M., Forouzani, M., & Khosravipour, B. (2016). Climate change  
551 discourse among Iranian farmers. *Climatic change*, 138(3-4), 521-535.

**Highlights:**

- We propose psychological model for measuring advisor' intention toward biofuel
- Theoretical model and experimental test of intention toward biofuel
- Benefit perception and problem perception were predictors of personal norms.
- Risk perception and cost perception were not predictive of personal norms