



International Institute for
Applied Systems Analysis
Schlossplatz 1
A-2361 Laxenburg, Austria

Tel: +43 2236 807 342
Fax: +43 2236 71313
E-mail: publications@iiasa.ac.at
Web: www.iiasa.ac.at

Interim Report

IR-08-035

Unexpected patterns of plastic energy allocation in stochastic environments

Barbara Fischer (fischerb@iiasa.ac.at)

Barbara Taborsky (barbara.taborsky@esh.unibe.ch)

Ulf Dieckmann (dieckmann@iiasa.ac.at)

Approved by

Sten Nilsson
Director, IIASA

October 2008



The Evolution and Ecology Program at IIASA fosters the development of new mathematical and conceptual techniques for understanding the evolution of complex adaptive systems.

Focusing on these long-term implications of adaptive processes in systems of limited growth, the Evolution and Ecology Program brings together scientists and institutions from around the world with IIASA acting as the central node.

Scientific progress within the network is collected in the IIASA Studies in Adaptive Dynamics series.

- No. 1 Metz JAJ, Geritz SAH, Meszéna G, Jacobs FJA, van Heerwaarden JS: *Adaptive Dynamics: A Geometrical Study of the Consequences of Nearly Faithful Reproduction*. IIASA Working Paper WP-95-099 (1995). van Strien SJ, Verduyn Lunel SM (eds): *Stochastic and Spatial Structures of Dynamical Systems*, Proceedings of the Royal Dutch Academy of Science (KNAW Verhandelingen), North Holland, Amsterdam, pp. 183-231 (1996).
- No. 2 Dieckmann U, Law R: *The Dynamical Theory of Coevolution: A Derivation from Stochastic Ecological Processes*. IIASA Working Paper WP-96-001 (1996). *Journal of Mathematical Biology* 34:579-612 (1996).
- No. 3 Dieckmann U, Marrow P, Law R: *Evolutionary Cycling of Predator-Prey Interactions: Population Dynamics and the Red Queen*. IIASA Preprint (1995). *Journal of Theoretical Biology* 176:91-102 (1995).
- No. 4 Marrow P, Dieckmann U, Law R: *Evolutionary Dynamics of Predator-Prey Systems: An Ecological Perspective*. IIASA Working Paper WP-96-002 (1996). *Journal of Mathematical Biology* 34:556-578 (1996).
- No. 5 Law R, Marrow P, Dieckmann U: *On Evolution under Asymmetric Competition*. IIASA Working Paper WP-96-003 (1996). *Evolutionary Ecology* 11:485-501 (1997).
- No. 6 Metz JAJ, Mylius SD, Diekmann O: *When Does Evolution Optimize? On the Relation Between Types of Density Dependence and Evolutionarily Stable Life History Parameters*. IIASA Working Paper WP-96-004 (1996).
- No. 7 Ferrière R, Gatto M: *Lyapunov Exponents and the Mathematics of Invasion in Oscillatory or Chaotic Populations*. *Theoretical Population Biology* 48:126-171 (1995).
- No. 8 Ferrière R, Fox GA: *Chaos and Evolution*. IIASA Preprint (1996). *Trends in Ecology and Evolution* 10:480-485 (1995).
- No. 9 Ferrière R, Michod RE: *The Evolution of Cooperation in Spatially Heterogeneous Populations*. IIASA Working Paper WP-96-029 (1996). *The American Naturalist* 147:692-717 (1996).
- No. 10 van Dooren TJM, Metz JAJ: *Delayed Maturation in Temporally Structured Populations with Non-Equilibrium Dynamics*. IIASA Working Paper WP-96-070 (1996). *Journal of Evolutionary Biology* 11:41-62 (1998).
- No. 11 Geritz SAH, Metz JAJ, Kisdi É, Meszéna G: *The Dynamics of Adaptation and Evolutionary Branching*. IIASA Working Paper WP-96-077 (1996). *Physical Review Letters* 78:2024-2027 (1997).
- No. 12 Geritz SAH, Kisdi É, Meszéna G, Metz JAJ: *Evolutionary Singular Strategies and the Adaptive Growth and Branching of the Evolutionary Tree*. IIASA Working Paper WP-96-114 (1996). *Evolutionary Ecology* 12:35-57 (1998).
- No. 13 Heino M, Metz JAJ, Kaitala V: *Evolution of Mixed Maturation Strategies in Semelparous Life-Histories: The Crucial Role of Dimensionality of Feedback Environment*. IIASA Working Paper WP-96-126 (1996). *Philosophical Transactions of the Royal Society of London Series B* 352:1647-1655 (1997).
- No. 14 Dieckmann U: *Can Adaptive Dynamics Invade?* IIASA Working Paper WP-96-152 (1996). *Trends in Ecology and Evolution* 12:128-131 (1997).
- No. 15 Meszéna G, Czibula I, Geritz SAH: *Adaptive Dynamics in a 2-Patch Environment: A Simple Model for Allopatric and Parapatric Speciation*. IIASA Interim Report IR-97-001 (1997). *Journal of Biological Systems* 5:265-284 (1997).
- No. 16 Heino M, Metz JAJ, Kaitala V: *The Enigma of Frequency-Dependent Selection*. IIASA Interim Report IR-97-061 (1997). *Trends in Ecology and Evolution* 13:367-370 (1998).
- No. 17 Heino M: *Management of Evolving Fish Stocks*. IIASA Interim Report IR-97-062 (1997). *Canadian Journal of Fisheries and Aquatic Sciences* 55:1971-1982 (1998).
- No. 18 Heino M: *Evolution of Mixed Reproductive Strategies in Simple Life-History Models*. IIASA Interim Report IR-97-063 (1997).
- No. 19 Geritz SAH, van der Meijden E, Metz JAJ: *Evolutionary Dynamics of Seed Size and Seedling Competitive Ability*. IIASA Interim Report IR-97-071 (1997). *Theoretical Population Biology* 55:324-343 (1999).
- No. 20 Galis F, Metz JAJ: *Why Are There So Many Cichlid Species? On the Interplay of Speciation and Adaptive Radiation*. IIASA Interim Report IR-97-072 (1997). *Trends in Ecology and Evolution* 13:1-2 (1998).

- No. 21 Boerlijst MC, Nowak MA, Sigmund K: *Equal Pay for all Prisoners/ The Logic of Contrition*. IIASA Interim Report IR-97-073 (1997). American Mathematical Society Monthly 104:303-307 (1997). Journal of Theoretical Biology 185:281-293 (1997).
- No. 22 Law R, Dieckmann U: *Symbiosis Without Mutualism and the Merger of Lineages in Evolution*. IIASA Interim Report IR-97-074 (1997). Proceedings of the Royal Society of London Series B 265:1245-1253 (1998).
- No. 23 Klinkhamer PGL, de Jong TJ, Metz JAJ: *Sex and Size in Cosexual Plants*. IIASA Interim Report IR-97-078 (1997). Trends in Ecology and Evolution 12:260-265 (1997).
- No. 24 Fontana W, Schuster P: *Shaping Space: The Possible and the Attainable in RNA Genotype-Phenotype Mapping*. IIASA Interim Report IR-98-004 (1998). Journal of Theoretical Biology 194:491-515 (1998).
- No. 25 Kisdi É, Geritz SAH: *Adaptive Dynamics in Allele Space: Evolution of Genetic Polymorphism by Small Mutations in a Heterogeneous Environment*. IIASA Interim Report IR-98-038 (1998). Evolution 53:993-1008 (1999).
- No. 26 Fontana W, Schuster P: *Continuity in Evolution: On the Nature of Transitions*. IIASA Interim Report IR-98-039 (1998). Science 280:1451-1455 (1998).
- No. 27 Nowak MA, Sigmund K: *Evolution of Indirect Reciprocity by Image Scoring/ The Dynamics of Indirect Reciprocity*. IIASA Interim Report IR-98-040 (1998). Nature 393:573-577 (1998). Journal of Theoretical Biology 194:561-574 (1998).
- No. 28 Kisdi É: *Evolutionary Branching Under Asymmetric Competition*. IIASA Interim Report IR-98-045 (1998). Journal of Theoretical Biology 197:149-162 (1999).
- No. 29 Berger U: *Best Response Adaptation for Role Games*. IIASA Interim Report IR-98-086 (1998).
- No. 30 van Dooren TJM: *The Evolutionary Ecology of Dominance-Recessivity*. IIASA Interim Report IR-98-096 (1998). Journal of Theoretical Biology 198:519-532 (1999).
- No. 31 Dieckmann U, O'Hara B, Weisser W: *The Evolutionary Ecology of Dispersal*. IIASA Interim Report IR-98-108 (1998). Trends in Ecology and Evolution 14:88-90 (1999).
- No. 32 Sigmund K: *Complex Adaptive Systems and the Evolution of Reciprocation*. IIASA Interim Report IR-98-100 (1998). Ecosystems 1:444-448 (1998).
- No. 33 Posch M, Pichler A, Sigmund K: *The Efficiency of Adapting Aspiration Levels*. IIASA Interim Report IR-98-103 (1998). Proceedings of the Royal Society London Series B 266:1427-1435 (1999).
- No. 34 Mathias A, Kisdi É: *Evolutionary Branching and Coexistence of Germination Strategies*. IIASA Interim Report IR-99-014 (1999).
- No. 35 Dieckmann U, Doebeli M: *On the Origin of Species by Sympatric Speciation*. IIASA Interim Report IR-99-013 (1999). Nature 400:354-357 (1999).
- No. 36 Metz JAJ, Gyllenberg M: *How Should We Define Fitness in Structured Metapopulation Models? Including an Application to the Calculation of Evolutionarily Stable Dispersal Strategies*. IIASA Interim Report IR-99-019 (1999). Proceedings of the Royal Society of London Series B 268:499-508 (2001).
- No. 37 Gyllenberg M, Metz JAJ: *On Fitness in Structured Metapopulations*. IIASA Interim Report IR-99-037 (1999). Journal of Mathematical Biology 43:545-560 (2001).
- No. 38 Meszéna G, Metz JAJ: *Species Diversity and Population Regulation: The Importance of Environmental Feedback Dimensionality*. IIASA Interim Report IR-99-045 (1999).
- No. 39 Kisdi É, Geritz SAH: *Evolutionary Branching and Sympatric Speciation in Diploid Populations*. IIASA Interim Report IR-99-048 (1999).
- No. 40 Ylikarjula J, Heino M, Dieckmann U: *Ecology and Adaptation of Stunted Growth in Fish*. IIASA Interim Report IR-99-050 (1999). Evolutionary Ecology 13:433-453 (1999).
- No. 41 Nowak MA, Sigmund K: *Games on Grids*. IIASA Interim Report IR-99-038 (1999). Dieckmann U, Law R, Metz JAJ (eds): The Geometry of Ecological Interactions: Simplifying Spatial Complexity, Cambridge University Press, Cambridge, UK, pp. 135-150 (2000).
- No. 42 Ferrière R, Michod RE: *Wave Patterns in Spatial Games and the Evolution of Cooperation*. IIASA Interim Report IR-99-041 (1999). Dieckmann U, Law R, Metz JAJ (eds): The Geometry of Ecological Interactions: Simplifying Spatial Complexity, Cambridge University Press, Cambridge, UK, pp. 318-332 (2000).
- No. 43 Kisdi É, Jacobs FJA, Geritz SAH: *Red Queen Evolution by Cycles of Evolutionary Branching and Extinction*. IIASA Interim Report IR-00-030 (2000). Selection 2:161-176 (2001).
- No. 44 Meszéna G, Kisdi É, Dieckmann U, Geritz SAH, Metz JAJ: *Evolutionary Optimisation Models and Matrix Games in the Unified Perspective of Adaptive Dynamics*. IIASA Interim Report IR-00-039 (2000). Selection 2:193-210 (2001).
- No. 45 Parvinen K, Dieckmann U, Gyllenberg M, Metz JAJ: *Evolution of Dispersal in Metapopulations with Local Density Dependence and Demographic Stochasticity*. IIASA Interim Report IR-00-035 (2000). Journal of Evolutionary Biology 16:143-153 (2003).
- No. 46 Doebeli M, Dieckmann U: *Evolutionary Branching and Sympatric Speciation Caused by Different Types of Ecological Interactions*. IIASA Interim Report IR-00-040 (2000). The American Naturalist 156:S77-S101 (2000).
- No. 47 Heino M, Hanski I: *Evolution of Migration Rate in a Spatially Realistic Metapopulation Model*. IIASA Interim Report IR-00-044 (2000). The American Naturalist 157:495-511 (2001).
- No. 48 Gyllenberg M, Parvinen K, Dieckmann U: *Evolutionary Suicide and Evolution of Dispersal in Structured Metapopulations*. IIASA Interim Report IR-00-056 (2000). Journal of Mathematical Biology 45:79-105 (2002).
- No. 49 van Dooren TJM: *The Evolutionary Dynamics of Direct Phenotypic Overdominance: Emergence Possible, Loss Probable*. IIASA Interim Report IR-00-048 (2000). Evolution 54:1899-1914 (2000).
- No. 50 Nowak MA, Page KM, Sigmund K: *Fairness Versus Reason in the Ultimatum Game*. IIASA Interim Report IR-00-57 (2000). Science 289:1773-1775 (2000).
- No. 51 de Feo O, Ferrière R: *Bifurcation Analysis of Population Invasion: On-Off Intermittency and Basin Riddling*. IIASA Interim Report IR-00-074 (2000). International Journal of Bifurcation and Chaos 10:443-452 (2000).

- No. 52 Heino M, Laaka-Lindberg S: *Clonal Dynamics and Evolution of Dormancy in the Leafy Hepatic Lophozia Silvicola*. IIASA Interim Report IR-01-018 (2001). *Oikos* 94:525-532 (2001).
- No. 53 Sigmund K, Hauert C, Nowak MA: *Reward and Punishment in Minigames*. IIASA Interim Report IR-01-031 (2001). *Proceedings of the National Academy of Sciences of the USA* 98:10757-10762 (2001).
- No. 54 Hauert C, De Monte S, Sigmund K, Hofbauer J: *Oscillations in Optional Public Good Games*. IIASA Interim Report IR-01-036 (2001).
- No. 55 Ferrière R, Le Galliard J: *Invasion Fitness and Adaptive Dynamics in Spatial Population Models*. IIASA Interim Report IR-01-043 (2001). Clobert J, Dhondt A, Danchin E, Nichols J (eds): *Dispersal*, Oxford University Press, pp. 57-79 (2001).
- No. 56 de Mazancourt C, Loreau M, Dieckmann U: *Can the Evolution of Plant Defense Lead to Plant-Herbivore Mutualism?* IIASA Interim Report IR-01-053 (2001). *The American Naturalist* 158:109-123 (2001).
- No. 57 Claessen D, Dieckmann U: *Ontogenetic Niche Shifts and Evolutionary Branching in Size-Structured Populations*. IIASA Interim Report IR-01-056 (2001). *Evolutionary Ecology Research* 4:189-217 (2002).
- No. 58 Brandt H: *Correlation Analysis of Fitness Landscapes*. IIASA Interim Report IR-01-058 (2001).
- No. 59 Dieckmann U: *Adaptive Dynamics of Pathogen-Host Interactions*. IIASA Interim Report IR-02-007 (2002). Dieckmann U, Metz JAJ, Sabelis MW, Sigmund K (eds): *Adaptive Dynamics of Infectious Diseases: In Pursuit of Virulence Management*, Cambridge University Press, Cambridge, UK, pp. 39-59 (2002).
- No. 60 Nowak MA, Sigmund K: *Super- and Coinfection: The Two Extremes*. IIASA Interim Report IR-02-008 (2002). Dieckmann U, Metz JAJ, Sabelis MW, Sigmund K (eds): *Adaptive Dynamics of Infectious Diseases: In Pursuit of Virulence Management*, Cambridge University Press, Cambridge, UK, pp. 124-137 (2002).
- No. 61 Sabelis MW, Metz JAJ: *Evolution Management: Taking Stock - Relating Theory to Experiment*. IIASA Interim Report IR-02-009 (2002). Dieckmann U, Metz JAJ, Sabelis MW, Sigmund K (eds): *Adaptive Dynamics of Infectious Diseases: In Pursuit of Virulence Management*, Cambridge University Press, Cambridge, UK, pp. 379-398 (2002).
- No. 62 Cheptou P, Dieckmann U: *The Evolution of Self-Fertilization in Density-Regulated Populations*. IIASA Interim Report IR-02-024 (2002). *Proceedings of the Royal Society of London Series B* 269:1177-1186 (2002).
- No. 63 Bürger R: *Additive Genetic Variation Under Intraspecific Competition and Stabilizing Selection: A Two-Locus Study*. IIASA Interim Report IR-02-013 (2002). *Theoretical Population Biology* 61:197-213 (2002).
- No. 64 Hauert C, De Monte S, Hofbauer J, Sigmund K: *Volunteering as Red Queen Mechanism for Co-operation in Public Goods Games*. IIASA Interim Report IR-02-041 (2002). *Science* 296:1129-1132 (2002).
- No. 65 Dercole F, Ferrière R, Rinaldi S: *Ecological Bistability and Evolutionary Reversals under Asymmetrical Competition*. IIASA Interim Report IR-02-053 (2002). *Evolution* 56:1081-1090 (2002).
- No. 66 Dercole F, Rinaldi S: *Evolution of Cannibalistic Traits: Scenarios Derived from Adaptive Dynamics*. IIASA Interim Report IR-02-054 (2002). *Theoretical Population Biology* 62:365-374 (2002).
- No. 67 Bürger R, Gimelfarb A: *Fluctuating Environments and the Role of Mutation in Maintaining Quantitative Genetic Variation*. IIASA Interim Report IR-02-058 (2002). *Genetical Research* 80:31-46 (2002).
- No. 68 Bürger R: *On a Genetic Model of Intraspecific Competition and Stabilizing Selection*. IIASA Interim Report IR-02-062 (2002). *Amer. Natur.* 160:661-682 (2002).
- No. 69 Doebeli M, Dieckmann U: *Speciation Along Environmental Gradients*. IIASA Interim Report IR-02-079 (2002). *Nature* 421:259-264 (2003).
- No. 70 Dercole F, Irisson J, Rinaldi S: *Bifurcation Analysis of a Prey-Predator Coevolution Model*. IIASA Interim Report IR-02-078 (2002). *SIAM Journal on Applied Mathematics* 63:1378-1391 (2003).
- No. 71 Le Galliard J, Ferrière R, Dieckmann U: *The Adaptive Dynamics of Altruism in Spatially Heterogeneous Populations*. IIASA Interim Report IR-03-006 (2003). *Evolution* 57:1-17 (2003).
- No. 72 Taborsky B, Dieckmann U, Heino M: *Unexpected Discontinuities in Life-History Evolution under Size-Dependent Mortality*. IIASA Interim Report IR-03-004 (2003). *Proceedings of the Royal Society of London Series B* 270:713-721 (2003).
- No. 73 Gardmark A, Dieckmann U, Lundberg P: *Life-History Evolution in Harvested Populations: The Role of Natural Predation*. IIASA Interim Report IR-03-008 (2003). *Evolutionary Ecology Research* 5:239-257 (2003).
- No. 74 Mizera F, Meszéna G: *Spatial Niche Packing, Character Displacement and Adaptive Speciation Along an Environmental Gradient*. IIASA Interim Report IR-03-062 (2003). *Evolutionary Ecology Research* 5:363-382 (2003).
- No. 75 Dercole F: *Remarks on Branching-Extinction Evolutionary Cycles*. IIASA Interim Report IR-03-077 (2003). *Journal of Mathematical Biology* 47:569-580 (2003).
- No. 76 Hofbauer J, Sigmund K: *Evolutionary Game Dynamics*. IIASA Interim Report IR-03-078 (2003). *Bulletin of the American Mathematical Society* 40:479-519 (2003).
- No. 77 Ernande B, Dieckmann U, Heino M: *Adaptive Changes in Harvested Populations: Plasticity and Evolution of Age and Size at Maturation*. IIASA Interim Report IR-03-058 (2003). *Proceedings of the Royal Society of London Series B-Biological Sciences* 271:415-423 (2004).
- No. 78 Hanski I, Heino M: *Metapopulation-Level Adaptation of Insect Host Plant Preference and Extinction-Colonization Dynamics in Heterogeneous Landscapes*. IIASA Interim Report IR-03-028 (2003). *Theoretical Population Biology* 63:309-338 (2003).
- No. 79 van Doorn G, Dieckmann U, Weissing FJ: *Sympatric Speciation by Sexual Selection: A Critical Re-Evaluation*. IIASA Interim Report IR-04-003 (2004). *American Naturalist* 163:709-725 (2004).
- No. 80 Egas M, Dieckmann U, Sabelis MW: *Evolution Restricts the Coexistence of Specialists and Generalists - the Role of Trade-off Structure*. IIASA Interim Report IR-04-004 (2004). *American Naturalist* 163:518-531 (2004).

- No. 81 Ernande B, Dieckmann U: *The Evolution of Phenotypic Plasticity in Spatially Structured Environments: Implications of Intraspecific Competition, Plasticity Costs, and Environmental Characteristics*. IIASA Interim Report IR-04-006 (2004). *Journal of Evolutionary Biology* 17:613-628 (2004).
- No. 82 Cressman R, Hofbauer J: *Measure Dynamics on a One-Dimensional Continuous Trait Space: Theoretical Foundations for Adaptive Dynamics*. IIASA Interim Report IR-04-016 (2004).
- No. 83 Cressman R: *Dynamic Stability of the Replicator Equation with Continuous Strategy Space*. IIASA Interim Report IR-04-017 (2004).
- No. 84 Ravigné V, Olivieri I, Dieckmann U: *Implications of Habitat Choice for Protected Polymorphisms*. IIASA Interim Report IR-04-005 (2004). *Evolutionary Ecology Research* 6:125-145 (2004).
- No. 85 Nowak MA, Sigmund K: *Evolutionary Dynamics of Biological Games*. IIASA Interim Report IR-04-013 (2004). *Science* 303:793-799 (2004).
- No. 86 Vukics A, Asbóth J, Meszéna G: *Speciation in Multidimensional Evolutionary Space*. IIASA Interim Report IR-04-028 (2004). *Physical Review* 68:041-903 (2003).
- No. 87 de Mazancourt C, Dieckmann U: *Trade-off Geometries and Frequency-dependent Selection*. IIASA Interim Report IR-04-039 (2004). *American Naturalist* 164:765-778 (2004).
- No. 88 Cadet CR, Metz JAJ, Klinkhamer PGL: *Size and the Not-So-Single Sex: Disentangling the Effects of Size on Sex Allocation*. IIASA Interim Report IR-04-084 (2004). *American Naturalist* 164:779-792 (2004).
- No. 89 Rueffler C, van Dooren TJM, Metz JAJ: *Adaptive Walks on Changing Landscapes: Levins' Approach Extended*. IIASA Interim Report IR-04-083 (2004). *Theoretical Population Biology* 65:165-178 (2004).
- No. 90 de Mazancourt C, Loreau M, Dieckmann U: *Understanding Mutualism When There is Adaptation to the Partner*. IIASA Interim Report IR-05-016 (2005). *Journal of Ecology* 93:305-314 (2005).
- No. 91 Dieckmann U, Doebeli M: *Pluralism in Evolutionary Theory*. IIASA Interim Report IR-05-017 (2005). *Journal of Evolutionary Biology* 18:1209-1213 (2005).
- No. 92 Doebeli M, Dieckmann U, Metz JAJ, Tautz D: *What We Have Also Learned: Adaptive Speciation is Theoretically Plausible*. IIASA Interim Report IR-05-018 (2005). *Evolution* 59:691-695 (2005).
- No. 93 Egas M, Sabelis MW, Dieckmann U: *Evolution of Specialization and Ecological Character Displacement of Herbivores Along a Gradient of Plant Quality*. IIASA Interim Report IR-05-019 (2005). *Evolution* 59:507-520 (2005).
- No. 94 Le Galliard J, Ferrière R, Dieckmann U: *Adaptive Evolution of Social Traits: Origin, Trajectories, and Correlations of Altruism and Mobility*. IIASA Interim Report IR-05-020 (2005). *American Naturalist* 165:206-224 (2005).
- No. 95 Doebeli M, Dieckmann U: *Adaptive Dynamics as a Mathematical Tool for Studying the Ecology of Speciation Processes*. IIASA Interim Report IR-05-022 (2005). *Journal of Evolutionary Biology* 18:1194-1200 (2005).
- No. 96 Brandt H, Sigmund K: *The Logic of Reprobation: Assessment and Action Rules for Indirect Reciprocity*. IIASA Interim Report IR-04-085 (2004). *Journal of Theoretical Biology* 231:475-486 (2004).
- No. 97 Hauert C, Haiden N, Sigmund K: *The Dynamics of Public Goods*. IIASA Interim Report IR-04-086 (2004). *Discrete and Continuous Dynamical Systems - Series B* 4:575-587 (2004).
- No. 98 Meszéna G, Gyllenberg M, Jacobs FJA, Metz JAJ: *Link Between Population Dynamics and Dynamics of Darwinian Evolution*. IIASA Interim Report IR-05-026 (2005). *Physical Review Letters* 95:Article 078105 (2005).
- No. 99 Meszéna G: *Adaptive Dynamics: The Continuity Argument*. IIASA Interim Report IR-05-032 (2005).
- No. 100 Brännström NA, Dieckmann U: *Evolutionary Dynamics of Altruism and Cheating Among Social Amoebas*. IIASA Interim Report IR-05-039 (2005). *Proceedings of the Royal Society London Series B* 272:1609-1616 (2005).
- No. 101 Meszéna G, Gyllenberg M, Pasztor L, Metz JAJ: *Competitive Exclusion and Limiting Similarity: A Unified Theory*. IIASA Interim Report IR-05-040 (2005).
- No. 102 Szabo P, Meszéna G: *Limiting Similarity Revisited*. IIASA Interim Report IR-05-050 (2005).
- No. 103 Krakauer DC, Sasaki A: *The Greater than Two-Fold Cost of Integration for Retroviruses*. IIASA Interim Report IR-05-069 (2005).
- No. 104 Metz JAJ: *Eight Personal Rules for Doing Science*. IIASA Interim Report IR-05-073 (2005). *Journal of Evolutionary Biology* 18:1178-1181 (2005).
- No. 105 Beltman JB, Metz JAJ: *Speciation: More Likely Through a Genetic or Through a Learned Habitat Preference?* IIASA Interim Report IR-05-072 (2005). *Proceedings of the Royal Society of London Series B* 272:1455-1463 (2005).
- No. 106 Durinx M, Metz JAJ: *Multi-type Branching Processes and Adaptive Dynamics of Structured Populations*. IIASA Interim Report IR-05-074 (2005). Haccou P, Jager P, Vatutin V (eds): *Branching Processes: Variation, Growth and Extinction of Populations*, Cambridge University Press, Cambridge, UK, pp. 266-278 (2005).
- No. 107 Brandt H, Sigmund K: *The Good, the Bad and the Discriminator - Errors in Direct and Indirect Reciprocity*. IIASA Interim Report IR-05-070 (2005). *Journal of Theoretical Biology* 239:183-194 (2006).
- No. 108 Brandt H, Hauert C, Sigmund K: *Punishing and Abstaining for Public Goods*. IIASA Interim Report IR-05-071 (2005). *Proceedings of the National Academy of Sciences of the United States of America* 103:495-497 (2006).
- No. 109 Ohtsuki A, Sasaki A: *Epidemiology and Disease-Control Under Gene-for-Gene Plant-Pathogen Interaction*. IIASA Interim Report IR-05-068 (2005).
- No. 110 Brandt H, Sigmund K: *Indirect Reciprocity, Image-Scoring, and Moral Hazard*. IIASA Interim Report IR-05-078 (2005). *Proceedings of the National Academy of Sciences of the United States of America* 102:2666-2670 (2005).
- No. 111 Nowak MA, Sigmund K: *Evolution of Indirect Reciprocity*. IIASA Interim Report IR-05-079 (2005). *Nature* 437:1292-1298 (2005).
- No. 112 Kamo M, Sasaki A: *Evolution Towards Multi-Year Periodicity in Epidemics*. IIASA Interim Report IR-05-080 (2005). *Ecology Letters* 8:378-385 (2005).

- No. 113 Dercole F, Ferrière R, Gragnani A, Rinaldi S: *Co-evolution of Slow-fast Populations: Evolutionary Sliding, Evolutionary Pseudo-equilibria, and Complex Red Queen Dynamics*. IIASA Interim Report IR-06-006 (2006). *Proceedings of the Royal Society B* 273:983-990 (2006).
- No. 114 Dercole F: *Border Collision Bifurcations in the Evolution of Mutualistic Interactions*. IIASA Interim Report IR-05-083 (2005). *International Journal of Bifurcation and Chaos* 15:2179-2190 (2005).
- No. 115 Dieckmann U, Heino M, Parvinen K: *The Adaptive Dynamics of Function-Valued Traits*. IIASA Interim Report IR-06-036 (2006). *Journal of Theoretical Biology* 241:370-389 (2006).
- No. 116 Dieckmann U, Metz JAJ: *Surprising Evolutionary Predictions from Enhanced Ecological Realism*. IIASA Interim Report IR-06-037 (2006). *Theoretical Population Biology* 69:263-281 (2006).
- No. 117 Dieckmann U, Brännström NA, HilleRisLambers R, Ito H: *The Adaptive Dynamics of Community Structure*. IIASA Interim Report IR-06-038 (2006). Takeuchi Y, Iwasa Y, Sato K (eds): *Mathematics for Ecology and Environmental Sciences*, Springer, Berlin Heidelberg, pp. 145-177 (2007).
- No. 118 Gardmark A, Dieckmann U: *Disparate Maturation Adaptations to Size-dependent Mortality*. IIASA Interim Report IR-06-039 (2006). *Proceedings of the Royal Society London Series B* 273:2185-2192 (2006).
- No. 119 van Doorn G, Dieckmann U: *The Long-term Evolution of Multi-locus Traits Under Frequency-dependent Disruptive Selection*. IIASA Interim Report IR-06-041 (2006). *Evolution* 60:2226-2238 (2006).
- No. 120 Doebeli M, Blok HJ, Leimar O, Dieckmann U: *Multimodal Pattern Formation in Phenotype Distributions of Sexual Populations*. IIASA Interim Report IR-06-046 (2006). *Proceedings of the Royal Society London Series B* 274:347-357 (2007).
- No. 121 Dunlop ES, Shuter BJ, Dieckmann U: *The Demographic and Evolutionary Consequences of Selective Mortality: Predictions from an Eco-genetic Model of the Smallmouth Bass*. IIASA Interim Report IR-06-060 (2006). *Transactions of the American Fisheries Society* 136:749-765 (2007).
- No. 122 Metz JAJ: *Fitness*. IIASA Interim Report IR-06-061 (2006).
- No. 123 Brandt H, Ohtsuki H, Iwasa Y, Sigmund K: *A Survey on Indirect Reciprocity*. IIASA Interim Report IR-06-065 (2006). Takeuchi Y, Iwasa Y, Sato K (eds): *Mathematics for Ecology and Environmental Sciences*, Springer, Berlin Heidelberg, pp. 21-51 (2007).
- No. 124 Dercole F, Loiacono D, Rinaldi S: *Synchronization in Ecological Networks: A Byproduct of Darwinian Evolution?* IIASA Interim Report IR-06-068 (2006). *International Journal of Bifurcation and Chaos* 7:2435-2446 (2007).
- No. 125 Dercole F, Dieckmann U, Obersteiner M, Rinaldi S: *Adaptive Dynamics and Technological Change*. IIASA Interim Report IR-06-070 (2006). *Technovation* 28:335-348 (2008).
- No. 126 Rueffler C, van Dooren TJM, Metz JAJ: *The Evolution of Resource Specialization Through Frequency-Dependent and Frequency-Independent Mechanisms*. IIASA Interim Report IR-06-073 (2006). *American Naturalist* 167:81-93 (2006).
- No. 127 Rueffler C, Egas M, Metz JAJ: *Evolutionary Predictions Should be Based on Individual Traits*. IIASA Interim Report IR-06-074 (2006). *American Naturalist* 168:148-162 (2006).
- No. 128 Kamo M, Sasaki A, Boots M: *The Role of Trade-Off Shapes in the Evolution of Virulence in Spatial Host-Parasite Interactions: An Approximate Analytical Approach*. IIASA Interim Report IR-06-075 (2006).
- No. 129 Boots M, Kamo M, Sasaki A: *The Implications of Spatial Structure Within Populations to the Evolution of Parasites*. IIASA Interim Report IR-06-078 (2006).
- No. 130 Andraesen V, Sasaki A: *Shaping the Phylogenetic Tree of Influenza by Cross-Immunity*. IIASA Interim Report IR-06-079 (2006).
- No. 131 Rueffler C, van Dooren TJM, Metz JAJ: *The Interplay Between Behavior and Morphology in the Evolutionary Dynamics of Resource Specialization*. IIASA Interim Report IR-06-082 (2006). *American Naturalist* 169:E34-E52 (2007).
- No. 132 Rueffler C, van Dooren TJM, Metz JAJ: *The Evolution of Simple Life-Histories: Steps Towards a Classification*. IIASA Interim Report IR-06-083 (2006).
- No. 133 Durinx M, Metz JAJ, Meszéna G: *Adaptive Dynamics for Physiologically Structured Population Models*. IIASA Interim Report IR-07-027 (2007).
- No. 134 Ito H, Dieckmann U: *A New Mechanism for Recurrent Adaptive Radiations*. IIASA Interim Report IR-07-048 (2007). *American Naturalist* 170:E96-E111 (2007).
- No. 135 Troost T, Kooi B, Dieckmann U: *Joint evolution of predator body size and prey-size preference*. IIASA Interim Report IR-07-050 (2007).
- No. 136 Nowak MA, Sigmund K: *How Populations Cohere: Five Rules for Cooperation*. IIASA Interim Report IR-07-052 (2007). May RM, McLean A (eds): *Theoretical Ecology: Principles and Applications*, Oxford UP, Oxford, pp. 7-16 (2007).
- No. 137 Hauert C, Traulsen A, Brandt H, Nowak MA, Sigmund K: *The Emergence of Altruistic Punishment: Via Freedom to Enforcement*. IIASA Interim Report IR-07-053 (2007). *Science* 613:1905-1907 (2007).
- No. 138 Sigmund K: *Punish or Perish? Retaliation and Collaboration Among Humans*. IIASA Interim Report IR-07-054 (2007). *Trends in Ecology and Evolution* 22:593-600 (2007).
- No. 139 Kamo M, Sasaki A, Boots M: *The Role of Trade-Off Shapes in the Evolution and Coexistence of Virulence in Spatial Host-Parasite Interactions: An Approximate Adaptive Dynamical Approach*. IIASA Interim Report IR-07-061 (2007).
- No. 140 Adams B, Sasaki A: *The Influence of Cross-Immunity on the Coexistence, Invasion and Evolution of Pathogen Strains*. IIASA Interim Report IR-07-062 (2007).
- No. 141 Metz JAJ, Mylius SD, Dieckmann O: *When Does Evolution Optimize?* IIASA Interim Report IR-08-013 (2008). *Evolutionary Ecology Research* 10:629-654 (2008).
- No. 142 Metz JAJ, Mylius SD, Dieckmann O: *Even in the Odd Cases When Evolution Optimizes, Unrelated Population Dynamical Details May Shine Through in the ESS*. IIASA Interim Report IR-08-014 (2008). *Evolutionary Ecology Research* 10:655-666 (2008).
- No. 143 Pennings PS, Kopp M, Meszéna G, Dieckmann U, Hermisson J: *An Analytically Tractable Model for Competitive Speciation*. IIASA Interim Report IR-08-046 (2008). *American Naturalist* 171:E44-E71 (2008).
- No. 144 Fischer B, Taborsky B, Dieckmann U: *Unexpected patterns of plastic energy allocation in stochastic environments*. IIASA Interim Report IR-08-035 (2008).

Contents

Abstract.....	2
Introduction	3
Model description	5
Results	10
Discussion.....	14
Appendix A	22
Appendix B.....	25
Acknowledgements	27
References	27
Figure legends	33
Figures	35

Unexpected patterns of plastic energy allocation in stochastic environments

Barbara Fischer^{1,2}, Barbara Taborsky^{1,2} and Ulf Dieckmann¹

¹ Evolution and Ecology Program, International Institute for Applied Systems Analysis (IIASA),
Schlossplatz 1, A-2361 Laxenburg, Austria

² Department of Behavioural Ecology, Zoological Institute, University of Bern, Wohlenstrasse
50A, CH-3032 Hinterkappelen, Switzerland

Correspondence:

Barbara Fischer

Evolution and Ecology Program

IIASA

Schlossplatz 1

A-2361 Laxenburg

Austria

fischerb@iiasa.ac.at

ABSTRACT

When environmental conditions vary stochastically, individuals accrue fitness benefits by exhibiting phenotypic plasticity. Such benefits may be counterbalanced by costs of plasticity that increase with the exhibited degree of plasticity. Here we introduce and analyze a general dynamic-programming model describing an individual's optimal energy allocation in a stochastic environment. After maturation, individuals decide repeatedly how to allocate incoming energy between reproduction and maintenance. We investigate the optimal fraction of energy invested into reproduction and the resultant degree of plasticity in dependence on the variability and predictability of the environment. Our analyses reveal unexpected patterns of optimal energy allocation. In environments with very low energy availability, all energy is allocated to reproduction, although this implies that individuals will not survive after reproduction. Above a certain threshold of energy availability, the optimal reproductive investment rapidly decreases to a minimum, and even vanishes entirely when the environment is highly variable. With further improvement of energy availability, optimal reproductive investment gradually increases again, until almost all energy is allocated to reproduction. Costs of plasticity affect this allocation pattern only quantitatively. Our results show that optimal reproductive investment does not increase monotonically with growing energy availability and that small changes in energy availability can lead to major variations in optimal energy allocation. Our results help to unify two apparently opposing predictions from life-history theory, that organisms should increase reproductive investment both with improved environmental conditions and when conditions deteriorate ('terminal investment').

INTRODUCTION

Phenotypic plasticity is the ability of a genotype to produce alternative phenotypes in different environments. Organisms can benefit from such an ability to adjust their phenotype to a range of environmental conditions (e.g., Lively 1986, Schlichting 1986, Kaitala 1991, Travis 1994, Dorn et al. 2000), especially if environments are heterogeneous in space or time (e.g., Clark and Harvell 1992, Gabriel and Lynch 1992, Gomulkiewicz and Kirkpatrick 1992, Houston and McNamara 1992, Ernande and Dieckmann 2004, Lind and Johansson 2007). The evolution of phenotypic plasticity requires that plastic individuals have a higher fitness than non-plastic individuals, with fitness defined as an average over all possible environments an individual may encounter (Releya 2002b). Because of this averaging, the frequency distribution according to which environments are encountered influences how much trait values resulting from evolutionarily optimal plasticity in a given environment differ from trait values that would be evolutionarily optimal if that environment were the only encountered. Naturally, a better match is expected in environments that are encountered frequently and that provide high energy levels, compared to rare and/or poor environments (Zhivotovsky et al. 1996, Ernande and Dieckmann 2004).

In stochastically fluctuating environments, the evolutionarily optimal degree of plasticity will typically depend on statistical characteristics of the environmental stochasticity (Kaitala 1991, Gabriel and Lynch 1992), suggesting that being highly plastic is not always a superior strategy. Phenotypic plasticity should be reduced or absent when conditions are constant (Levins 1968, Via and Lande 1985) or when costs associated with plasticity are high (De Witt 1998, Van Tienderen 1991). Theoretical studies showed that evolutionarily optimal reaction norms for the

phenotypic plasticity of life-history traits result from a balance between perfect adaptation and the avoidance of costs originating from the effort of maintaining plasticity (Van Tienderen 1991, Ernande and Dieckmann 2004).

Plasticity in reproductive investment strategies appears to depend strongly on the degree of environmental heterogeneity. Several empirical studies (e.g., Kaitala 1991, Ellers and van Alphen 1997) have shown that in a variable environment, reduced survival prospects caused by a sudden reduction in energy availability may lead to decreased reproductive investment, in favor of a higher allocation of energy to maintenance and survival. On the other hand, there is empirical evidence that reduced energy availability and the ensuing loss of survival probability favor a high allocation to reproduction as a form of ‘terminal investment’ (e.g., Stelzer 2001). As yet, a theoretical framework is lacking that reconciles these two opposing predictions of life-history theory. Moreover, it has not yet been explored systematically how important characteristics of stochastic environments, namely their variability and predictability in time, influence the evolution of phenotypic plasticity in reproductive investment strategies.

Here we introduce a conceptual model to investigate the influence of stochastic environments (i) on energy allocation to reproduction and (ii) on the degree of phenotypic plasticity in reproductive investment. In our model, the amount of energy available in the environment varies with time, and the model organisms can repeatedly adjust their energy allocation. Using dynamic programming, we investigate the evolutionarily optimal reaction norm for energy invested into reproduction vs. maintenance during an organism’s lifetime when energy availability varies stochastically. We analyze how this reaction norm and the implied degree of phenotypic plasticity

depend on environmental variability and predictability, and extend our model to investigate how costs of plasticity affect optimal energy allocation.

MODEL DESCRIPTION

We consider an individual at a specific moment in time after it has reached maturation. Growth is assumed to be determinate and hence no energy is allocated to growth after maturation. We model the life history from the age at maturation onwards. The age a is a discrete variable with values $a = 0, 1, 2, \dots, T$, with $a = 0$ referring to the age at maturation. At each age a , the individual has access to a certain amount of energy $e \geq 0$ available in the environment, which characterizes the current state of the environment. The individual's allocation of available energy to reproduction vs. maintenance may plastically depend on e . For each age a , the reaction norm $f(a, e)$, with $0 \leq f \leq 1$, describes how the fraction of energy allocated to reproduction varies with the energy e currently available in the individual's environment. As we will show later, the evolutionarily optimal allocation reaction norm f is independent of age a . In line with this result and to keep notation simple, we do not make all arguments explicit but write $f(e)$ when referring to $f(a, e)$.

The energy e_{net} available for allocation (which could be lower than the energy e available in the environment owing to costs of plasticity; see equation (5) below) is split between reproduction, $e_r(a)$, and maintenance, $e_m(a)$,

$$e_{\text{net}}(a) = e_r(a) + e_m(a), \tag{1}$$

with the reaction norm $f(e)$ specifying the split,

$$e_r(a) = f(e) \cdot e_{\text{net}}, \quad (2a)$$

$$e_m(a) = (1 - f(e)) \cdot e_{\text{net}}. \quad (2b)$$

Survival increases monotonically with maintenance energy. We thus assume that the dependence on e_m of the survival probability at age a is of Holling type II,

$$S(a, e_m) = \frac{e_m(a)}{e_m(a) + e_{1/2}}, \quad (3)$$

where $e_{1/2}$ is the energy allocation at which survival probability reaches $\frac{1}{2}$. The smaller $e_{1/2}$, the steeper is the initial increase of survival probability with e_m .

As we investigate energy allocation in stochastically fluctuating environments, the energy availability e is a random variable. We construct a stochastic process to describe how energy availability varies over time. This process depends on two environmental characteristics, environmental variability λ and predictability τ , which we will vary independently in our analysis below (Fig. 1). Appendix A details the definition of this stochastic process and describes how the two environmental parameters λ and τ emerge from this definition.

Our aim is to find the evolutionarily optimal allocation reaction norm $f(e)$ that maximizes an individual's lifetime reproductive success. For this purpose, we use the technique of dynamic

programming. Dynamic programming is a backward iteration approach for optimizing an interdependent sequence of decisions (Houston and McNamara 1999, Clark and Mangel 2000). As the fitness benefits of immediate reproduction will usually depend on how an individual chooses to reproduce in the future, it is natural to work backwards in time when searching for optimal allocation strategies. Dynamic programming is a deterministic procedure that allows us to identify the evolutionarily optimal allocation reaction norm, for each age a before some terminal age T and for a given combination of model parameters. For each possible energy availability e , we find the optimal allocation strategy at age a by choosing f so that the reproductive success from age a onwards, $R(a, e)$, is maximized. The dynamic-programming equation specifies $R(a, e)$,

$$R(a, e) = f(e) \cdot e + S(a, (1 - f(e)) \cdot e) \cdot E(R(a + 1, e)). \quad (4)$$

We thus see that $R(a, e)$ comprises two components: (i) current reproductive success at age a , as determined by the energy allocated to reproduction at age a , $f(e) \cdot e$, and (ii) expected future reproductive success $E(R(a + 1, e))$ from age $a + 1$ onwards, weighted by the survival probability $S(a, (1 - f(e)) \cdot e)$ from age a to age $a + 1$. The expected future reproductive success is a function of future energy availabilities and future allocation decisions. The dynamic-programming equation thus is recursive and can best be solved backward in time: starting at a chosen final age $a = T$, reproductive success $R(a, e)$ is maximized iteratively for younger and younger ages until $a = 0$ is reached. Determining in this manner the optimal values of f for all energy availabilities e yields the optimal allocation reaction norm $f(e)$ that maximizes lifetime reproductive success. A more detailed description of the dynamic programming technique is provided in Appendix B.

Our evolutionary allocation model contains three parameters: the variability λ of the environmental dynamics, the autocorrelation time τ of the environmental dynamics, and the energy level $e_{1/2}$ at which survival probability reaches $1/2$. Below we will systematically analyze how the evolutionarily optimal allocation reaction norm $f(e)$ and the implied degree of plasticity depend on these parameters. We define the degree of plasticity of a reaction norm f as the range $f_{\max} - f_{\min}$ of reproductive investments across all possible environments, based on the maximum reproductive investment $f_{\max} = \max_e f(e)$ and the minimum reproductive investment $f_{\min} = \min_e f(e)$.

As an extension of the model specified above, we consider possible costs of phenotypic plasticity $C(a, f)$. The energy available at age a , $e(a)$, is reduced by costs of phenotypic plasticity, $C(a, f)$,

$$e_{\text{net}}(a) = e(a) - C(a, f), \quad (5)$$

yielding the net energy $e_{\text{net}}(a)$ at age a . We assume that maintaining plasticity may cause costs for an individual (De Witt et al. 1998) and that these costs increase with the range of trait values that can be expressed as a result of plasticity. Plasticity costs for a reaction norm $f(e)$ are defined as

$$C(a, f) = c \cdot (f_{\max} - f_{\min})^2, \quad (6)$$

where $f_{\max} - f_{\min}$ is the degree of plasticity and c scales the plasticity costs. The more plastic an individual's energy allocation is, and hence the more reproductive allocation $f(e)$ varies across energy availabilities e , the higher are these plasticity costs. If $f(e)$ does not vary with energy availability, so that $f_{\max} = f_{\min}$, plasticity costs vanish. Constant reaction norms in our model are thus cost-free, as was also assumed in the models of Van Tienderen (1991) and Ernande and Dieckmann (2004).

The parameter b , with $0 \leq b \leq 1$, determines how strongly plasticity costs decrease the energy allocated to reproduction and maintenance,

$$e_r(a) = f(e) \cdot e - b \cdot C(a, f), \quad (7a)$$

$$e_m(a) = (1 - f(e)) \cdot e - (1 - b) \cdot C(a, f). \quad (7b)$$

For $b = 0$ plasticity costs only affect the energy allocated to maintenance, whereas for $b = 1$ plasticity costs only influence the energy allocated to reproduction. For comparison, we also analyze the implications of plasticity costs being split in proportion to energy allocation, $b = f$,

$$e_r(a) = f(e) \cdot (e - C(a, f)), \quad (8a)$$

$$e_m(a) = (1 - f(e)) \cdot (e - C(a, f)). \quad (8b)$$

When costs of plasticity are included in the model, the mutual dependence between an evolutionarily optimal reaction norm f and the associated plasticity cost necessitates an additional iteration loop when solving equation (4). When we are determining the optimal f at age a , we

start with costs set to zero, calculate the resultant optimal f , calculate the resultant plasticity costs of f , and iterate the last two steps until f and its plasticity cost converge. This ensures that we have found a self-consistent solution through which energy allocation is optimized.

The evolutionary allocation model extended by costs of plasticity has two additional parameters: the maximum plasticity costs c , resulting when the degree of plasticity equals 1, and the proportion b at which plasticity costs affect reproduction as opposed to maintenance.

RESULTS

Our evolutionary allocation model possesses the property of strong backward convergence (Houston and McNamara 1999, p. 43). This means that, in the backward iteration process of solving equation (4), the evolutionarily optimal reaction norms essentially do not change with age (so that for all ages a of interest $|f(a+1) - f(a)|$ falls below some small threshold, such as 10^{-5}). For ages a sufficiently before $a = T$, the evolutionarily optimal reaction norm f is thus not only independent of the terminal reward $R(T, e)$ but also of the age a , $f(a, e) = f(e)$.

The age-independent evolutionarily optimal allocation reaction norms resulting from our model do not predict reproductive investment to increase monotonically with energy availability, but instead consistently show a characteristic non-monotonic shape. When energy availability is very low, it is optimal to invest into reproduction alone (Fig. 2). With increasing energy availability, the evolutionarily optimal reproductive investment rapidly decreases to a unique minimum (Fig. 2b) or may even vanish completely (Fig. 2a, 2c, 2d). When energy availability improves further, reproductive investment gradually increases again, until almost all energy is allocated to repro-

duction. Depending on the precise shape of the evolutionarily optimal allocation reaction norm, we distinguish between two classes of outcomes: (i) the optimal reproductive investment is positive for all energy availabilities, so the unique minimum in reproductive investment is greater than zero (Fig. 2b), or (ii) the optimal reproductive investment decreases to zero over an intermediate range of energy availabilities, so reproduction is skipped within that range (Fig. 2a, 2c, 2d). The four reaction norms in Fig. 2 are no more than examples and thus cannot capture all aspects of the dependence of evolutionarily optimal reaction norms on environmental variability λ and predictability τ . A full exploration of these effects is provided in Fig. 3, which highlights, e.g., that the dependence of the degree of plasticity on τ is not always monotonic.

As the degree of plasticity is determined by the range $f_{\max} - f_{\min}$ of reproductive investments across all possible energy availabilities that an individual may encounter, and since for all evolutionarily optimal allocation reaction norms the maximum expressed reproductive investment was found to be 1, the degree of plasticity resulting from an optimal reaction norm is $1 - f_{\min}$, and thus determined by the minimal value f_{\min} . We can thus focus on f_{\min} for characterizing how the evolutionarily optimal degree of plasticity depends on model parameters in general, and on the statistical characteristics of environmental stochasticity in particular. Each point in the three-dimensional parameter space in Fig. 3b represents a combination of the three parameters $e_{1/2}$ (energy required for 50% survival), τ (environmental predictability), and λ (environmental variability). The surfaces in the figure divide this parameter space into five ranges with different degrees of phenotypic plasticity being exhibited by the optimal reaction norms resulting for each parameter combination. In the range above the surface for $f_{\min} = 0$, optimal reaction norms possess an intermediate region of skipped reproduction, while below this surface optimal

reproductive investment is always positive (Fig. 3a, b). The three surfaces for $f_{\min} = 0, 0.25,$ and 0.5 continuously rise for increasing environmental predictability τ . Surprisingly, the surface for $f_{\min} = 0.75$ first drops with increasing environmental predictability, but eventually rises again, although only very slowly, as predictability is further increased. Thus, as environmental predictability τ is enhanced, the evolutionarily optimal degree of plasticity drops when environmental variability λ is high, but rises when environmental variability is low. Also the parameter $e_{1/2}$ affects plasticity. We recall that, when $e_{1/2}$ is low, little energy is needed to ensure survival. The shown surfaces first slightly drop with decreasing $e_{1/2}$, but when $e_{1/2}$ becomes small, the drop first becomes steeper and then the behavior changes entirely: the surfaces suddenly curve upwards and thereby indicate how the optimal degree of plasticity rapidly decreases as $e_{1/2}$ approaches 0 (Fig. 3b). Since survival becomes assured when $e_{1/2}$ approaches 0, it is intuitive that reproductive investment increases. The evolutionarily optimal allocation reaction norms thus approach $f(e)=1$ for all energy availabilities e . As a result, the range of parameter combinations below each of the shown surfaces expands. Of all three parameters, environmental variability λ , which determines the amplitude of stochastic fluctuations in energy availability, has the strongest influence on the evolutionarily optimal degree of plasticity and thus on the shapes of the corresponding reaction norms. When λ is increased, the minimum f_{\min} of the optimal reaction norm lowers. For each combination of τ and $e_{1/2}$, one value of λ exists for which the minimum f_{\min} of the optimal reaction norm reaches zero. Increasing λ beyond that value, thus broadening and flattening the distribution of energy availabilities, enlarges the intermediate range of energy availability for which reproduction is skipped (Fig. 4).

Costs of phenotypic plasticity influence evolutionarily optimal energy allocation patterns only quantitatively. As expected, the minimum of the optimal reaction norm rises with increasing magnitude of plasticity costs c , so that the degree of plasticity decreases (Fig. 5a, b). Analysis of the effect of increased plasticity costs in interaction with the other parameters reveals that the qualitative dependence of optimal reaction norms on the parameters λ and τ is not altered for different values of c . As can be expected, the region in parameter space in which plasticity is maximal shrinks with increasing c (Fig. 5b): the more costly it is to be plastic, the lower is the evolutionarily optimal degree of plasticity. The line of combinations (τ, λ) separating reaction norms with maximum plasticity from those with less plasticity does not change shape, but only moves towards larger values of λ (and, equivalently, smaller values of τ) as plasticity costs increase. Less plastic strategies thus become optimal under a wider range of conditions, occurring for higher environmental variability and lower environmental predictability (Fig. 5b).

Also the parameter b , which determines the relative extent by which plasticity costs reduce the energy available for reproduction, affects the optimal reaction norms only quantitatively. When b is decreased, the surface of combinations $(e_{1/2}, \tau, \lambda)$ separating reaction norms with maximum plasticity from those with less plasticity hardly changes shape, but only moves towards smaller values of λ (Fig. 6). Decreasing b causes the minimum of the optimal reaction norms to decrease, and hence plasticity to increase. We obtained qualitatively similar results (not shown) when assuming that costs affect maintenance and reproductive energy in proportion to energy allocation, so that $b = f$.

We tested the influence of a mortality component that cannot be diminished by higher energy allocation e_m to maintenance, by investigating survival functions $S = \alpha e_m / (e_m + e_{1/2})$ that reach

their asymptotes at some maximal survival value α , with $0 < \alpha < 1$, instead of at $\alpha = 1$ as in equation (3). Including this additional mortality component again does not change evolutionarily optimal reaction norms qualitatively, but only leads to a rise of their minimum f_{\min} (results not shown). Since the potential for future reproduction diminishes when α is lowered, it is intuitive that evolution responds by an increase in immediate reproduction.

Reproductive investment f in our model varies between 0 and 1, and evolution fixes it at 1 for very low energy availability. We tested the influence of physiological limits that restrict the fraction f of the available energy e that can be invested into reproduction, by introducing an upper limit f_l , with $0 < f_l < 1$, for reproductive investment f , so that evolution had to respect the constraint $f \leq f_l$. Once again, this does not alter the U-shape of the evolutionarily optimal allocation reaction norm, but only prevents f from increasing all the way up to 1 for very low or very high energy availability e . As a result, f equals f_l for energy availabilities close to 0, decreases to a minimum as e grows, and then rises again up to f_l for increasing e . In other words, reproductive investment is as high as the physiological limit allows for low and high energy availability, whereas it drops to a minimum in between.

DISCUSSION

We have investigated how evolutionarily optimal reproductive investment depends on the predictability and variability of energy availability in stochastic environments. Our model shows that at certain energy levels a slight change in energy availability must be expected to cause a major change in optimal energy allocation. Investment into reproduction alone is optimal when energy

availability is low: mortality due to starvation is then likely, and options for future reproduction are virtually non-existent. When energy availability is intermediate, the probability of future reproductive success becomes high enough to outweigh the benefits of immediate reproduction. Reproductive investment is then drastically reduced and reaches a unique intermediate minimum, or reproduction is even skipped altogether. When energy availability is high, a high reproductive investment occurs even in very variable environments.

Skipped reproduction is frequently observed in nature (in fish: Bull and Shine 1979, Rideout et al. 2005, Engelhard and Heino 2006, Jørgensen 2006a, b; in amphibians: Bull and Shine 1979, Harris and Ludwig 2004; in reptiles: Bull and Shine 1979, Brown and Weatherhead 2004; in birds: Illera and Diaz 2006). Poor individual condition or poor environmental quality are thought of as the main causes for skipped reproduction (Bull and Shine 1979, Dutil 1986, Rideout et al. 2005), which is expected to occur when future reproductive success outweighs the benefits of immediate reproduction (Engelhard and Heino 2005, Jørgensen 2006a). However, to our knowledge no previously analyzed life-history model has predicted the occurrence of skipped reproduction only for intermediate environmental qualities, with high reproductive investment being optimal at both ends of a gradient of environmental quality.

Interestingly, previous life-history theory made two apparently contradictory predictions about optimal reproductive investment in stochastic environments. Theoretical studies concluded that worsened environmental conditions favor *decreased* reproductive investment per reproductive event (Erikstad 1998). This is supported by empirical evidence (Kaitala 1991, Ellers and van Alphen 1997) and agrees with the right-hand side of the evolutionarily optimal allocation reaction norm resulting from our model. On the other hand, it has been hypothesized that when survival is

suddenly reduced because of worsened environmental conditions, reproductive investment should be *increased* as a form of ‘terminal investment’ (Gadgil and Bossert 1970, Michod 1979). Also this prediction is supported by empirical results (Stelzer 2001) and agrees with the left-hand side of the evolutionarily optimal allocation reaction norm resulting from our model. While so far these two predictions were regarded as separate phenomena, our results suggest that they may apply to different ranges of energy availability and thus are, in fact, part of the same reaction norm. Our model results hence help reconcile these apparently contradictory previous life-history predictions.

Why have U-shaped reaction norms for optimal reproductive investment in stochastic environments not been detected in earlier studies? In contrast to most previous theoretical studies, our analysis describes reproductive investment by a reaction norm, and thus as a function of energy availability. Early studies instead compared the fitness of fixed reproductive strategies in variable and constant environments (Murphy 1968, Schaffer 1974) and found that increased environmental variability leads to a decrease in the optimal reproductive investment per reproductive event. Both of these models did not allow for plasticity in reproductive investment, but only considered fixed reproductive strategies. The models by Gadgil and Bossert (1970) and Michod (1979) of iteroparous life histories considered variations in reproductive investment at different ages, but again did not allow for plasticity in reproductive investment at any specific age. Gurney and Middleton (1996) demonstrated in a population model that mixed investment in both reproduction and growth can become a superior strategy in highly variable environments as opposed to investment into growth followed by a switch to reproduction at a certain time in an individual’s life. They also did not allow for plasticity in allocation strategies nor did they derive reaction norms. More recently, Benton and Grant (1999) studied a matrix population model of optimal

resource allocation that included density dependence and stochastic fluctuations in survival and fecundity. They demonstrated through numerical simulations that as environmental variability increases, the resultant change in the evolutionarily stable reproductive investment on average also increases, which qualitatively agrees with our findings. Also in this study, no reaction norms were considered. To our knowledge, Erikstad et al. (1998) is the only preceding theoretical study that analyzed the reaction norm of optimal reproductive investment for a range of environmental conditions in a stochastic environment. They reported that optimal reproductive investment increases monotonically with improving environmental conditions. Erikstad et al. designed their model to describe long-lived bird species with a fixed clutch size. Below a certain threshold of environmental quality, they defined current reproduction to be zero, as the available energy would not suffice for producing a clutch. Hence, while their findings agree with the right-hand side of the U-shaped evolutionarily optimal allocation reaction norm found in our study, their model did not allow detecting the left-hand side of this reaction norm, as reproduction at very low energy levels was prevented *a priori*.

An experimental study on rotifers illustrated nicely that a single organism can exhibit both of the effects predicted above when exposed to a full spectrum of food concentrations, from very low to *ad libitum* (Stelzer 2001). Reproductive investment of rotifers, measured as energy flow into the ovary during an egg-laying interval, was highest at very low food concentrations and decreased when food availability was improved. High reproductive investment at low food concentrations was often followed by immediate death after reproduction. When food concentration was improved further, however, the reproductive rate of individuals increased, with more offspring being produced per time unit. This translates into a high reproductive investment when food availability was high. Both of these observations are thus in agreement with our predictions.

Costs of phenotypic plasticity have been predicted to impede the evolution of phenotypic plasticity (e.g., Via and Lande 1985, Gomulkiewicz and Kirkpatrick 1992, Scheiner 1993, De Witt et al. 1998, Ernande and Dieckmann 2004, Pigliucci 2005). A number of experimental studies identified costs of plasticity in different taxa and traits, including plasticity in behavioral, morphological, and life-history traits in amphibian larvae (Releya 2002a) and freshwater snails (DeWitt 1998) as a response to predators; plasticity in morphological traits in response to light cues and resources in plants (Dorn et al. 2000, Van Kleunen 2000, Weinig et al. 2006, Dechaine et al. 2007); and plasticity in flowering time in response to temperature (Stinchcombe et al. 2004). Each of these studies established support for the existence of costs of plasticity, at least for some of the traits investigated. Still, the frequency of studies in which plasticity costs have been detected is low relative to the total number of tests, and, even when detected, the magnitude of such costs often turns out to be small, rendering general conclusions about the importance of plasticity costs difficult. It has been suggested that plasticity costs have not often been detected unequivocally because of the employed experimental setups and the genetic background of the studied genotypes (Agrawal 2001, Weinig 2006). In particular, most studies testing for plasticity costs sampled genotypes from natural populations, even though genotypes with high plasticity costs, which may have been present initially, might subsequently have been removed during protracted evolution by natural selection (Weinig 2006).

Bearing in mind that the more general importance of plasticity costs is still unclear, we first reported our main results in the absence of any such costs and then demonstrated the robustness of these results in an extended model in which plasticity costs were taken into account. As expected, our extended results show that when plasticity is costly, a reduced degree of plasticity is optimal.

Surprisingly, however, our extended results reveal that evolutionarily optimal allocation reaction norms were not qualitatively altered by plasticity costs. High plasticity costs just moved the optimal reaction norm toward the cost-free flat reaction norm, in agreement with previous findings by Van Tienderen (1991) and Ernande and Dieckmann (2004).

It may be worth highlighting that we modeled costs of phenotypic plasticity as ‘maintenance costs’ *sensu* DeWitt et al. (1998), and also that our definition of plasticity costs includes costs of acquiring information about the environment. Since we focus on the phenotypic expression of plasticity and do not study the underlying genetic architecture, we do not address the consequences of potential genetic costs of, or constraints on, plasticity originating from linkages or epistasis between loci underlying plasticity and loci affecting other fitness-relevant traits (DeWitt et al. 1998). We tested the robustness of our results against using another cost function, based on the variance of reaction norms (Ernande and Dieckmann 2004), without finding any qualitative departures from the predictions presented above (results not shown). This confirms that our results on the influence of plasticity costs are qualitatively robust and do not depend on a particular form of the underlying cost function.

Our model allows us to vary how strongly costs of plasticity reduce the energy available for maintenance as opposed to that available for reproduction. When plasticity costs mainly reduce maintenance energy, the evolutionarily optimal degree of plasticity is enhanced by limiting reproductive investment when energy availability is low, so as to ensure survival.

Various model approaches have been employed to explore the conditions favoring the evolution of phenotypic plasticity (e.g., Via and Lande 1985, Van Tienderen 1991, Gomulkiewicz and

Kirkpatrick 1992, Moran 1992, Ernande and Dieckmann 2004). Our results agree with findings based on optimality models and quantitative genetics models in that plastic strategies are always superior to fixed strategies in variable environments (e.g., Clark and Harvell 1992, Scheiner 1993). In contrast to earlier models (e.g., Moran 1992, Houston and McNamara 1992), we analyzed the gradual degree of plasticity, rather than just considering its presence or absence: a unique property of our model is that we considered both environmental quality and the phenotypic response to the environment, in terms of reproductive investment, as continuous variables. This allowed us to demonstrate how minor changes in environmental quality can imply major changes in the evolutionarily optimal reproductive investment.

Some assumptions underlying our model might limit the generality of our results. We derived the evolutionarily optimal allocation reaction norms as evolutionary endpoints in stochastic environments with different statistical characteristics. At these endpoints, the selection pressures on energy allocation vanish. Such optima are of course unlikely to be exactly tracked by natural populations, for three reasons. First, as with any evolutionary endpoint, selection pressures diminish as the endpoint is approached, so that evolution close to the endpoint becomes increasingly slow. Second, ecological systems are changing continuously, so that their statistical characteristics, even in terms of features as general as environmental variability and predictability, might change faster than adaptation can occur. However, when evolutionary rates are not too slow and changes in the statistical characteristics of the stochastic environment are not too fast, we can expect evolution by natural selection to take populations close to the identified endpoints. Third, as already mentioned above, we assume that evolving populations do not run out of genetic variance as they respond to the existing selection pressures on energy allocation.

Our approach assumes that the evolutionarily optimal allocation reaction norm is independent of density. While density would influence resource abundance, and thus energy availability, it should not alter an individual's allocation decisions at a given energy level. Likewise, even though density-dependent competition could change environmental variability and predictability, these effects can be accounted for in our model as it treats environmental variability and predictability as parameters. What our model does not capture is frequency-dependent selection. If, for example, environmental variability and predictability become dependent on the reaction norm currently prevalent in the population, an environmental feedback is created that precludes the use of any optimality model.

Another critical assumption underlying our analysis is that the modeled organisms are 'income breeders' that can acquire energy for reproduction and maintenance only during the current reproductive period and that must thus spend all such energy during the current season (Stearns 1992, Jönsson 1997). This may explain why we found full investment into reproduction close to starvation. An interesting extension of the framework presented here would be to investigate how allocation decisions are affected by the possibility of energy storage between seasons, which is a widespread strategy helping individuals to cope with temporarily poor environmental conditions (e.g., Rogers 1987, Rogers and Smith 1993, Kooi and Troost 2006). Even though the possibility of energy storage will affect evolutionarily optimal allocation reaction norms, it should be borne in mind that there usually exists a fundamental asymmetry between investments into reproduction and maintenance. When energy availability is high, many organisms can increase their reproductive success by investing more energy into reproduction by increasing, within physiological limits, their reproductive frequency, their clutch size, and their investment into each individual offspring. By contrast, all investments into maintenance cannot push the probability of survival

above 1. This asymmetry is captured by the saturating survival function in our model and serves as a conceptual cornerstone for understanding elevated investment into reproduction at high energy availability.

We conclude that stochastic environments can cause unexpected patterns of plastic energy allocation, with evolutionarily optimal reproductive investment not necessarily just increasing or decreasing monotonically with energy availability. The U-shaped allocation reaction norms predicted here imply maximal reproductive investment at the extreme ends of environmental quality and minimal reproductive investment for intermediate conditions. We find that the transitions between these three outcomes are quite sharp: consequently, evolutionarily optimal reproductive investment in stochastic environments can be very sensitive to small changes in energy availability.

APPENDIX A

Definition of stochastically fluctuating environments

A time series of environmental states $\{e_1, e_2, e_3, \dots, e_T\}$ is a realization of a stochastic process describing varying energy availability (Fig. 1), with the individual states applying at ages $a = 1, 2, \dots, T$ of the model organism. Considering all possible realizations, we obtain the frequency distribution of e at each age a . Thus, for defining the stochastic process we need to make assumptions about the distribution of e at each age a .

In nature, the abundance of organisms and resources often follows a lognormal distribution (Limpert et al. 2001), owing to the central limit theorem for multiplicative stochastic variables.

We thus assume that energy availability e is lognormally distributed with mean μ and variance σ^2 , which implies that the logarithm of e is normally distributed, with mean μ_N and variance σ_N^2 . In line with this, we assume environmental dynamics to follow a multiplicative autoregressive process of order 1, AR(1), which means that energy availability at a given age depends on two factors, the energy availability at the previous age and a noise term. Consequently, energy availability at age $a+1$, e_{a+1} , is given by the product of energy availability at the previous age e_a , and an age-specific noise term ε_a , which is the source of randomness,

$$e_{a+1} = e_a^\varphi \cdot \varepsilon_a, \quad (9)$$

with $\varphi \geq 0$. The parameter φ describes how much e_a influences e_{a+1} . When $\varphi = 0$, subsequent environmental states are not correlated, and e_{a+1} is independent of e_a and thus fully determined by the error term ε_a . Since correlations between ages are thus captured by φ , ε_a can be assumed to be uncorrelated between ages. Since e_a and e_{a+1} are lognormally distributed, the noise term ε_a must also follow a lognormal distribution. The logarithm of ε_a is thus a normally distributed white-noise process, with mean $\mu_{\varepsilon,N}$ and variance $\sigma_{\varepsilon,N}^2$. This white noise serves as the source of randomness for the environmental fluctuations in our model. We assume this stochastic process to be stationary, which means that the mean and variance of e_a are independent of a , which in turn implies $\mu_{\varepsilon,N} = 0$. Taking the logarithm of equation (4) and subsequently taking variances, this results in $\sigma_{\varepsilon,N}^2 = \sigma_N^2 \cdot (1 - \varphi^2)$, which implies $\varphi < 1$. The variance σ_N^2 of the logarithm of e

and the parameter φ thus determine the variance $\sigma_{\varepsilon,N}^2$ of the noise term. Since $\mu_{\varepsilon,N} = 0$ and $\sigma_{\varepsilon,N}^2$ are independent of age a , the noise process is stationary, $\varepsilon_a = \varepsilon$.

The autocorrelation time τ of the stochastic environmental dynamics of e measures the duration over which the correlation between successive energy availabilities decreases to $1/e \approx 36.8\%$ (with $e \approx 2.718$ denoting Euler's number); τ is given by

$$\tau = -\frac{1}{\ln \varphi}. \quad (10a)$$

We use τ as a convenient measure of environmental predictability. To reduce the number of parameters needed for describing the environmental dynamics, and since we can choose the unit for e freely, we set the geometric mean of e to 1, which is equivalent to $\mu_N = 0$; we thus measure energy availability relative to its geometric mean. With this we obtain $\sigma^2 = (e^{\sigma_N^2} - 1) \cdot e^{\sigma_N^2}$ and $\mu = e^{\sigma_N^2/2}$ for the mean and variance of the lognormal distribution of e . We use the coefficient of variation,

$$\lambda = \frac{\sigma}{\mu} = e^{\sigma_N - \sigma_N^2/2} \sqrt{e^{\sigma_N^2} - 1}, \quad (10b)$$

for quantifying environmental variability. Using the two parameters λ and τ for characterizing the fluctuating environment allows us to independently vary the variability and predictability of fluctuating energy availability (Fig. 1).

APPENDIX B

Determination of evolutionarily optimal reaction norms through dynamic programming

Evolutionarily optimal reaction norms in our model are computed by applying the technique of dynamic programming. For this purpose, we need to discretize the energy scale to obtain a vector of n discrete energy states e_i , $i=1,2,\dots,n$. For each of these, we find the optimal allocation strategy at age a by choosing f so that the reproductive success from age a onwards, $R(a, e_i)$, is maximized. The recursive dynamic-programming equation is

$$R(a, e_i) = \operatorname{argmax}_{f(e_i)} \left[f(e_i) \cdot e_i + S(a, (1-f(e_i)) \cdot e_i) \cdot \sum_{j=1}^n p(e_j | e_i) R(a+1, e_j) \right], \quad (11)$$

where the transition probability $p(e_j | e_i)$ determines the likelihood of the transition from energy state e_i at age a to state e_j at age $a+1$. These transition probabilities follow directly from the definition of the autoregressive process,

$$p(e_j | e_i) = p(e_j = e_i^\varphi \cdot \varepsilon | e_i) = p(\varepsilon = e_i^{-\varphi} \cdot e_j) = \frac{e^{-\frac{1}{2} \log^2 \varepsilon / \sigma_{\varepsilon, N}^2}}{\sqrt{2\pi \varepsilon \sigma_{\varepsilon, N}}}, \quad (12)$$

and can be assembled in a $n \times n$ matrix P with elements $P_{ij} = p(e_j | e_i)$, $i, j = 1, 2, \dots, n$. (The last step above follows from the fact that $\varepsilon = e_i^{-\varphi} \cdot e_j$ is lognormally distributed, and it is accurate when n is large.) Starting with $R(T, e_j)$ at age $a = T$, equation (11) is solved iteratively for younger and younger ages until $a = 0$ is reached. At each age and for each energy state e_i , $f(e_i)$

is chosen so as to maximize the expression in square brackets (this is the meaning of the argmax function). The set of numbers $f(e_i)$, $i=1,2,\dots,n$, resulting at $a=0$ then describes the evolutionarily optimal allocation reaction norm.

It is important to understand that this $f(e)$ is potentially very different from the function $f'(e)$ we would obtain by optimizing energy allocation separately for each energy state e_i when assuming the absence of stochastic fluctuations in energy availability. While $f(e)$ describes the expected endpoint of evolution by natural selection in a single population exposed to a fluctuating environment, $f'(e)$ would describe the collection of evolutionary endpoints in many completely separated populations, each exposed to a constant environment with a specific energy availability e . The formal reason for this biologically crucial distinction is that for evolution in stochastically fluctuating environments energy states are coupled by the considered stochastic environmental process, with this coupling being reflected in equation (11) by the sum across all possible energy states. More specifically, the evolutionarily optimal energy allocation $f(e_i)$ at age a and energy state e_i not only depends on (i) how likely it is that the individual will survive until $a+1$, $S(a,(1-f(e_i))\cdot e_i)$, but also on (ii) how likely energy state e_j is encountered at age $a+1$, $p(e_j|e_i)$, and on (iii) how valuable that encounter will be in terms of future reproductive success, $R(a+1,e_j)$.

We choose a terminal age T that is so large that virtually no survival from age $a=0$ until age $a=T$ is possible. Hence the terminal reward $R(T,e)$, denoting the vector of reproductive success for all energy states e_i from age T onwards, has no effect on results at ages of interest (for

which survival from age $a=0$ is non-negligible), and can thus be assumed to vanish, $R(T, e) = 0$. At the terminal age, future reproductive success is obviously maximized by allocating all available energy to reproduction, $f(e_i) = 1$ for all e_i at age T .

ACKNOWLEDGEMENTS

We thank F. Johnston for valuable comments on an earlier version of this manuscript and D. Urbach for helpful discussions. This study was funded by the Austrian Science Fund FWF (grant P18647-B16 to B.T.) and by the Swiss National Foundation SNF (grant 3100A0-111796 to B.T.). U.D. acknowledges financial support by the European Commission, through the European Research Training Network FishACE (Fisheries-induced Adaptive Changes in Exploited Stocks; contract MRTN-CT-2204-005578) and the European Research Network FinE (Fisheries-induced Evolution; contract SSP-2006-044276).

REFERENCES

- Agrawal, A. A. 2001. Phenotypic plasticity in the interactions and evolution of species. *Science* 294:321-326.
- Benton, T. G., and A. Grant. 1999. Optimal reproductive effort in stochastic, density-dependent environments. *Evolution* 53:677-688.
- Brown, G. P., and P. J. Weatherhead. 2004. Sexual abstinence and the cost of reproduction in adult male water snakes, *Nerodia sipedon*. *Oikos* 104:269-276.
- Bull, J. J., and R. Shine. 1979. Iteroparous animals that skip opportunities for reproduction. *American Naturalist* 114:296-303. *Journal of Evolutionary Biology* 6:171-193.

- Clark, C. W., and C. D. Harvell. 1992. Inducible defenses and the allocation of resources: A minimal model. *American Naturalist* 139:521-539.
- Clark, C. W., and M. Mangel. 2000. *Dynamic state variable models in ecology: Methods and applications*. Oxford University Press, New York.
- Dechaine, J. M., J. A. Johnston, M. T. Brock, and C. Weinig. 2007. Constraints on the evolution of adaptive plasticity: Costs of plasticity to density are expressed in segregating progenies. *New Phytologist* 176:874-882.
- DeWitt, T. J., A. Sih, and D. Wilson. 1998. Costs and limits of phenotypic plasticity. *Trends in Ecology and Evolution* 13:77-81.
- DeWitt, T. J. 1998. Costs and limits of phenotypic plasticity: Tests with predator-induced morphology and life history in a freshwater snail. *Journal of Evolutionary Biology* 11:465-480.
- Dorn, L. A., E. H. Pyle, and J. Schmitt. 2000. Plasticity to light cues and resources in *Arabidopsis thaliana*: Testing for adaptive value and costs. *Evolution* 54:1982-1994.
- Dutil, J.-D. 1986. Energetic constraints and spawning interval in the anadromous Arctic charr (*Salvelinus alpinus*). *Copeia* 1986:945-955.
- Ellers, J., and J. J. M. van Alphen. 1997. Life history evolution in *Asobara tabida*: Plasticity in allocation of fat reserves to survival and reproduction. *Journal of Evolutionary Biology* 10:771-785.
- Engelhard, G. H., and M. Heino. 2005. Scale analysis suggests frequent skipping of the second reproductive season in Atlantic herring. *Biology Letters* 1:172-175.
- Erikstad, K. E., P. Fauchald, T. Tveraa, and H. Steen. 1998. On the cost of reproduction in long-lived birds: The influence of environmental variability. *Ecology* 79:1781-1788.
- Ernande, B., and U. Dieckmann. 2004. The evolution of phenotypic plasticity in spatially struc-

- tured environments: Implications of intraspecific competition, plasticity costs, and environmental characteristics. *Journal of Evolutionary Biology* 17:613-628
- Gabriel, W., and M. Lynch. 1992. The selective advantage of reaction norms for environmental tolerance. *Journal of Evolutionary Biology* 5:41-59.
- Gadgil, M., and W. H. Bossert. 1970. Life historical consequences of natural selection. *American Naturalist* 104:1-24.
- Gomulkiewicz, R., and M. Kirkpatrick. 1992. Quantitative genetics and the evolution of reaction norms. *Evolution* 46:390-411.
- Gurney, W. S. C., and D. A. J. Middleton. 1996. Optimal resource allocation in a randomly varying environment. *Functional Ecology* 10:602-612.
- Harris, R. N., and P. M. Ludwig. 2004. Resource level and reproductive frequency in female four-toed salamanders, *Hemidactylium scutatum*. *Ecology* 85:1585-1590.
- Houston, A., and J. McNamara. 1999. Models of adaptive behaviour: An approach based on state. Cambridge University Press, Cambridge.
- Houston, A. I., and J. M. McNamara. 1992. Phenotypic plasticity as a state-dependent life-history decision. *Evolutionary Ecology* 6:243-253.
- Illera, J. C., and M. Diaz. 2006. Reproduction in an endemic bird of a semiarid island: A food-mediated process. *Journal of Avian Biology* 37:447-456.
- Jönsson, K. I. 1997. Capital and income breeding as alternative tactics of resource use in reproduction. *Oikos* 78:57-66.
- Jørgensen, C., B. Ernande, Ø. Fiksen, and U. Dieckmann. 2006a. The logic of skipped spawning in fish. *Canadian Journal of Fisheries and Aquatic Sciences* 63:200-211.
- Jørgensen, C., and Ø. Fiksen. 2006b. State-dependent energy allocation in cod (*Gadus morhua*). *Canadian Journal of Fisheries and Aquatic Sciences* 63:186-199.

- Kaitala, A. 1991. Phenotypic plasticity in reproductive behaviour of waterstriders: Trade-offs between reproduction and longevity during food stress. *Functional Ecology* 5:12-18.
- Kooi, B. W., and T. A. Troost. 2006. Advantage of storage in a fluctuating environment. *Theoretical Population Biology* 70:527-541.
- Levins, R. 1968. *Evolution in changing environments: Some theoretical explorations*. Princeton University Press, Princeton.
- Limpert, E., W. A. Stahel, and M. Abbt. 2001. Log-normal distributions across the sciences: Keys and clues. *Bioscience* 51:341-352.
- Lind, M. I., and F. Johansson. 2007. The degree of adaptive phenotypic plasticity is correlated with the spatial environmental heterogeneity experienced by island populations of *Rana temporaria*. *Journal of Evolutionary Biology* 20:1288-1297.
- Lively, C. M. 1986. Predator-induced shell dimorphism in the acorn barnacle *Chthamalus anisopoma*. *Evolution* 40:232-242.
- Michod, R. E. 1979. Evolution of life histories in response to age-specific mortality factors. *American Naturalist* 113:531-550.
- Moran, N. A. 1992. The evolutionary maintenance of alternative phenotypes. *American Naturalist* 139:971-989.
- Murphy, G. I. 1968. Pattern in life history and the environment. *American Naturalist* 102:391-403.
- Pigliucci, M. 2005. Evolution of phenotypic plasticity: Where are we going now? *Trends in Ecology and Evolution* 20:481-486.
- Relyea, R. A. 2002a. Costs of phenotypic plasticity. *American Naturalist* 159:272-282.
- Relyea, R. A. 2002b. Local population differences in phenotypic plasticity: Predator-induced changes in wood frog tadpoles. *Ecological Monographs* 72:77-93.

- Rideout, R. M., G. A. Rose, and M. P. M. Burton. 2005. Skipped spawning in female iteroparous fishes. *Fish and Fisheries* 6:50-72.
- Roff, D. A. 2002. Life history evolution. Sinauer Associates, Sunderland, Massachusetts.
- Rogers, C. M. 1987. Predation risk and fasting capacity: Do wintering birds maintain optimal body mass? *Ecology* 68:1051-1061.
- Rogers, C. M., and J. N. M. Smith. 1993. Life-history theory in the nonbreeding period: Trade-offs in avian fat reserves. *Ecology* 74:419-426.
- Schaffer, W. 1974. Optimal reproductive effort in fluctuating environments. *American Naturalist* 108:783-790.
- Scheiner, S. M. 1993. Genetics and evolution of phenotypic plasticity. *Annual Review of Ecology and Systematics* 24:35-68.
- Schlichting, C. 1986. The evolution of phenotypic plasticity in plants. *Annual Review of Ecology and Systematics* 17:667-693.
- Stearns, S. C. 1992. The evolution of life histories. Oxford University Press, New York.
- Stelzer, C. P. 2001. Resource limitation and reproductive effort in a planktonic rotifer. *Ecology* 82:2521-2533.
- Stinchcombe, J. R., L. A. Dorn, and J. Schmitt. 2004. Flowering time plasticity in *Arabidopsis thaliana*: A reanalysis of Westerman & Lawrence (1970). *Journal of Evolutionary Biology* 17:197-207.
- Travis, J. 1994. Evaluating the adaptive role of morphological plasticity. Pp. 99-122 in P. Wainwright and S. Reilly, eds., *Ecological morphology: Integrative organismal biology*. University of Chicago Press, Chicago.
- Van Kleunen, M., and M. Fischer. 2005. Constraints on the evolution of adaptive phenotypic plasticity in plants. *New Phytologist* 166:49-60.

- Van Tienderen, P. H. 1991. Evolution of generalists and specialists in spatially heterogeneous environments. *Evolution* 45:1317-1331.
- Via, S., and R. Lande. 1985. Genotype-environment interaction and the evolution of phenotypic plasticity. *Evolution* 39:505-522.
- Weinig, C., J. Johnston, Z. M. German, and L. M. Demink. 2006. Local and global costs of adaptive plasticity to density in *Arabidopsis thaliana*. *American Naturalist* 167:826-836.
- Zhivotovsky, L. A., M. W. Feldman, and A. Bergman. 1996. On the evolution of phenotypic plasticity in a spatially heterogeneous environment. *Evolution* 50:547-558.

FIGURE LEGENDS

Figure 1. Stochastic fluctuations in energy availability in four environments with different variability and predictability. The average amplitude of the time series increases with environmental variability λ , while its average frequency decreases with environmental predictability τ . Dotted lines show the resultant 95%-confidence intervals for energy availability. Environmental variability λ is larger in the bottom row than in the top row, while environmental predictability τ is larger in the right column than in the left column: (a) $\lambda = 5$, $\tau = 1$; (b) $\lambda = 5$, $\tau = 10$; (c) $\lambda = 50$, $\tau = 1$; (d) $\lambda = 50$, $\tau = 10$. Note that horizontal axes are scaled logarithmically.

Figure 2. Evolutionarily optimal allocation reaction norms, describing the dependence of the optimal reproductive investment f on energy availability e , in four environments with different variability and predictability (Fig. 1). Dotted lines show the resultant 95%-confidence intervals for energy availability. Dashed curves show the survival probabilities resulting from the presented reaction norm at different energy availabilities. Environmental variability λ is larger in the bottom row than in the top row, while environmental predictability τ is larger in the right column than in the left column: (a) $\lambda = 10$, $\tau = 20$; (b) $\lambda = 10$, $\tau = 50$; (c) $\lambda = 50$, $\tau = 20$; (d) $\lambda = 50$, $\tau = 50$. Note that horizontal axes are scaled logarithmically. Other parameters: $e_{1/2} = 5$.

Figure 3. Classification of evolutionarily optimal allocation reaction norms. (a) Examples of reaction norms $f(e)$ with minima at $f = 0, 0.25, 0.5$, or 0.75 . (b) Surfaces of parameter combinations $(e_{1/2}, \tau, \lambda)$ resulting in optimal reaction norms with these minima. Plasticity thus increases from bottom to top.

Figure 4. Effects on evolutionarily optimal allocation reaction norms of environmental variability. Optimal reaction norms $f(e)$ are shown for different levels of environmental variability λ : $\lambda_1 = 1$, $\lambda_2 = 10$, $\lambda_3 = 20$, $\lambda_4 = 50$, and $\lambda_5 = 100$. Increased environmental variability leads to skipped reproduction across wider ranges of energy availability (grey bars). Other parameters: $e_{1/2} = 5$ and $\tau = 50$.

Figure 5. Effects on evolutionarily optimal allocation reaction norms of the scale c of plasticity costs. (a) Optimal reaction norms for different values of c , with $\tau = 50$ and $\lambda = 10$. Increased plasticity costs reduce the optimal degree of plasticity. (b) Lines of parameter combinations (τ, λ) resulting in optimal reaction norms with a minimum $f = 0$ for different values of c : $c = 0, 10, 100$, and 1000 are indicated by growing line widths. Other parameters: $e_{1/2} = 5$ and $b = 1$.

Figure 6. Effects on evolutionarily optimal allocation reaction norms of the proportion b at which plasticity costs affect reproduction as opposed to maintenance. Surfaces of parameter combinations $(e_{1/2}, \tau, \lambda)$ resulting in optimal reaction norms with a minimum at $f = 0$ for different values of b : $b = 0$ (white), $b = 0.5$ (light grey), and $b = 1$ (dark grey). Increased allocations of plasticity costs to reproduction reduce the optimal degree of plasticity. Other parameters: $c = 1$.

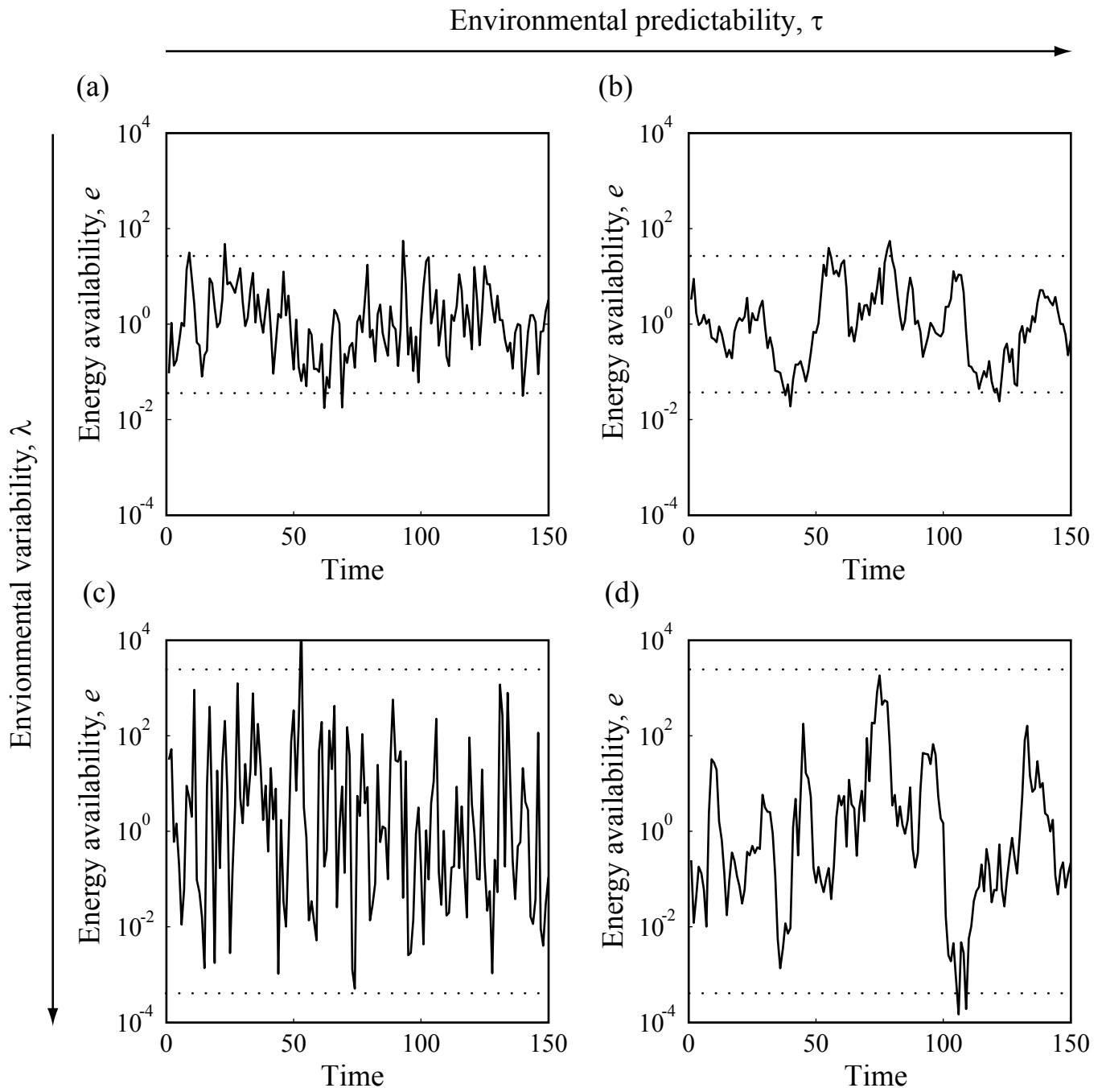


Figure 1.

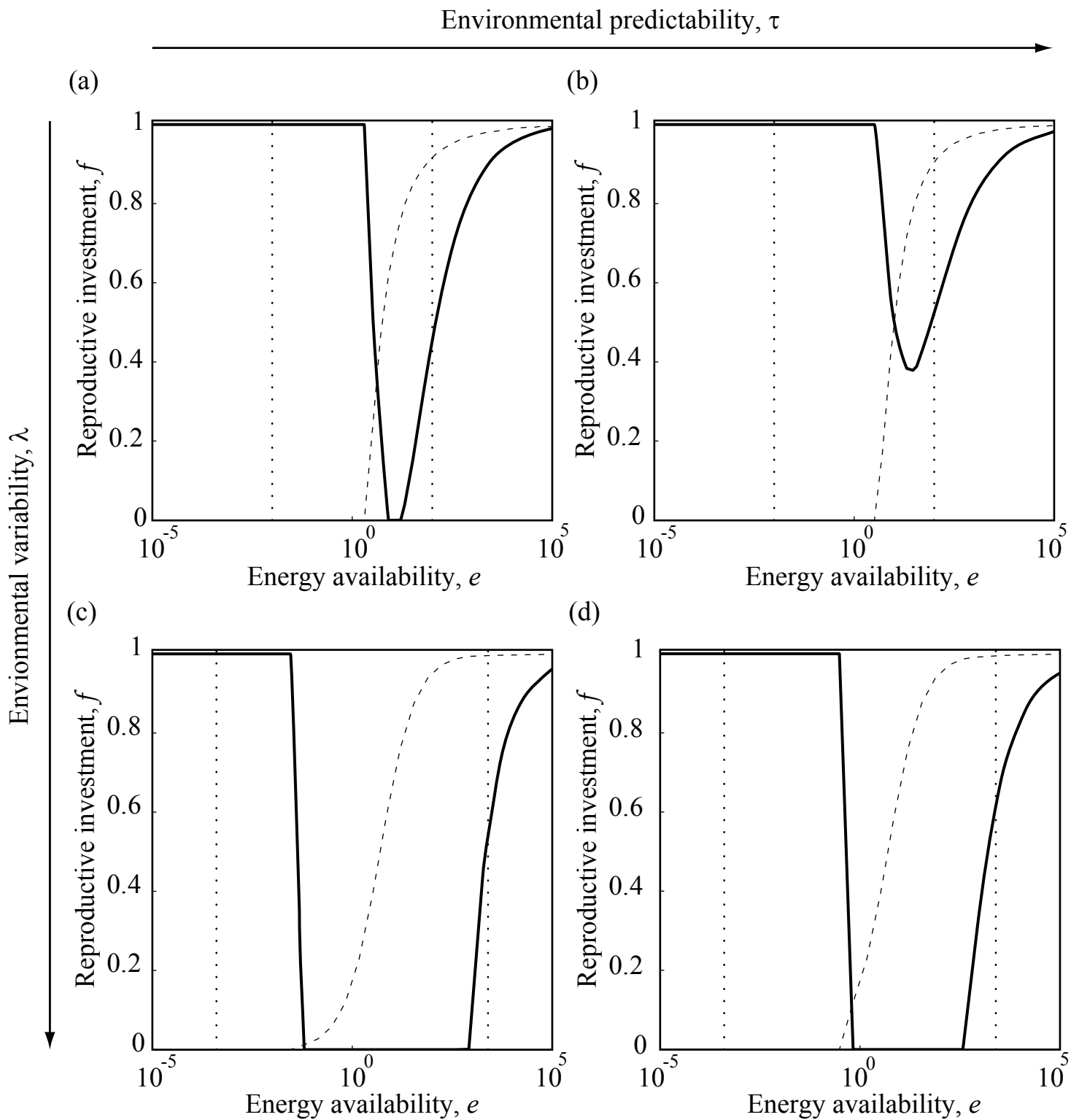


Figure 2.

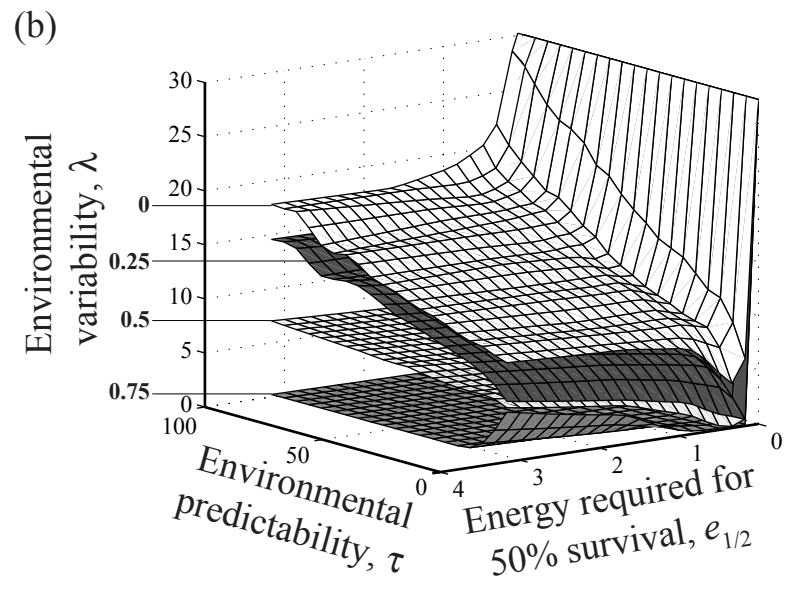
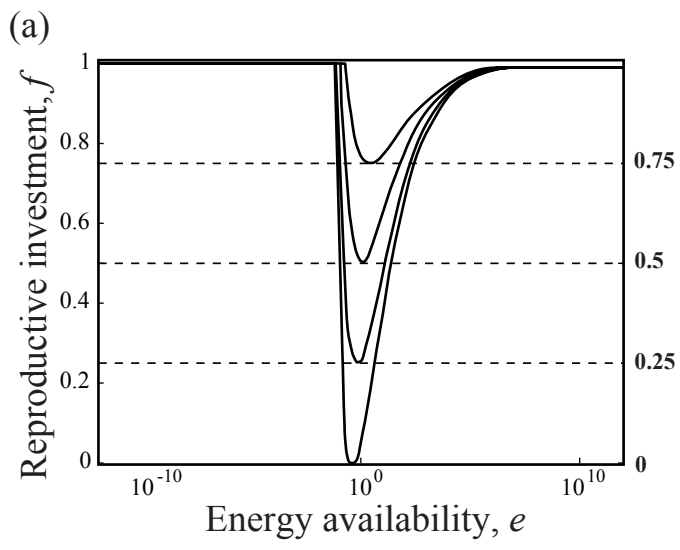


Figure 3.

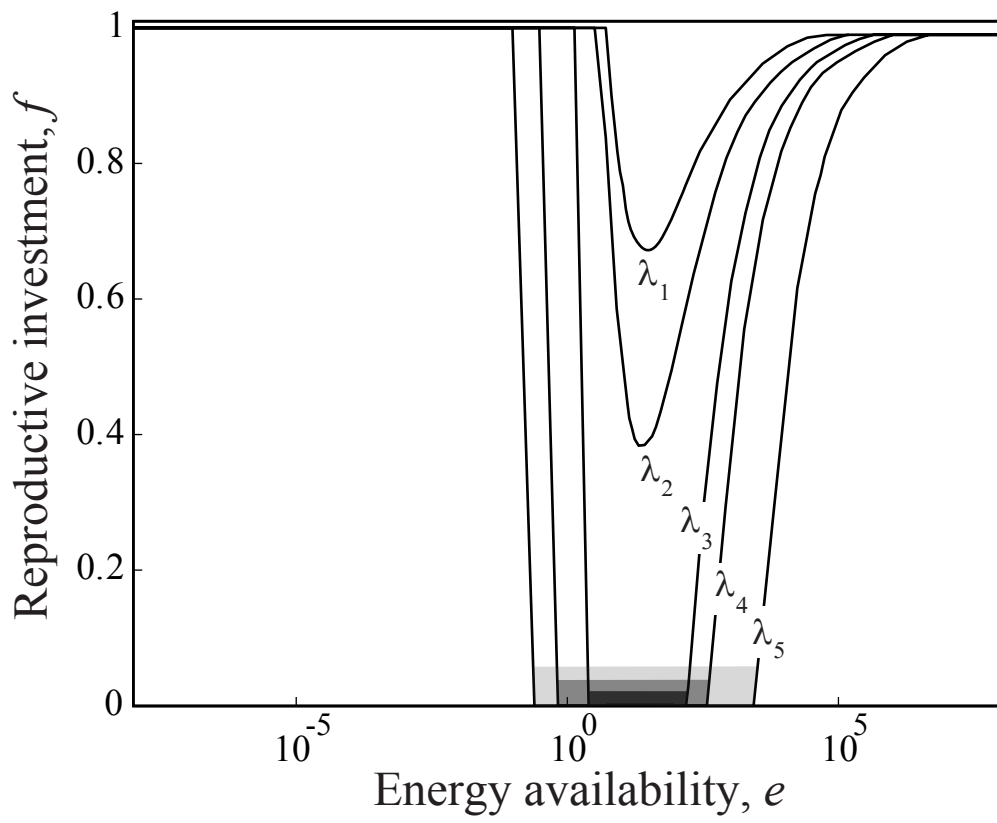


Figure 4.

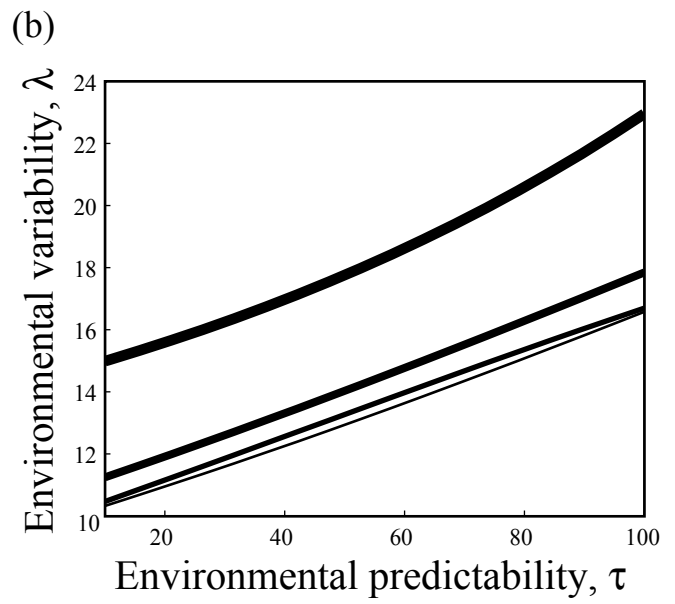
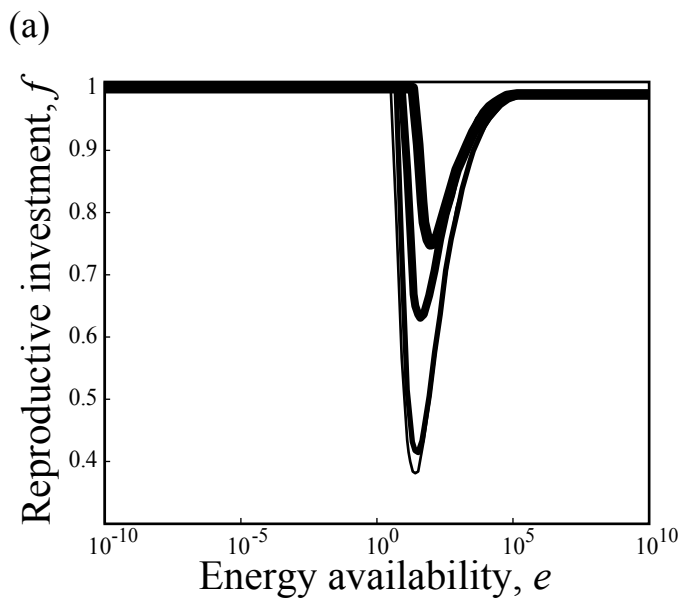


Figure 5.

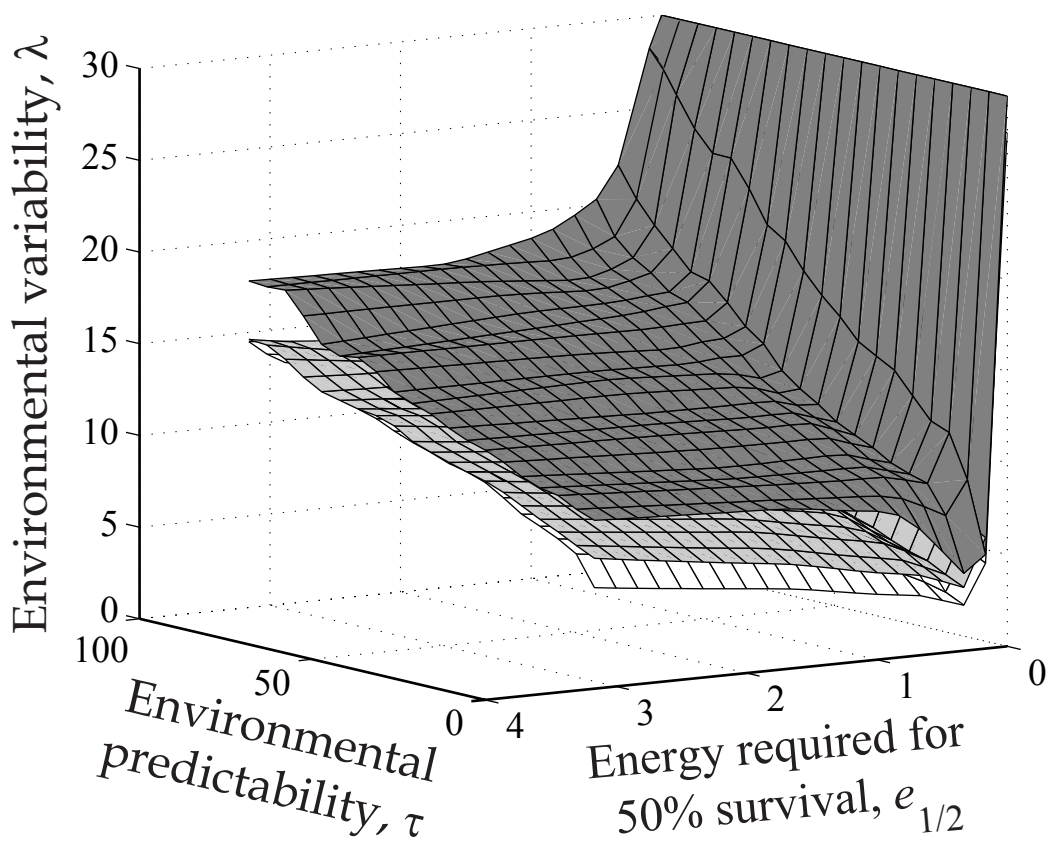


Figure 6.